



Officials: James Breeding, Roger Ayers, Chris Rastatter

Oklahoma St. - 47

Record: 13-13 (3-10)

NO.	Name	F	Min	FG	3P	FT	Rebounds			Fouls		TP	AS	TO	ST	Blocks		+/-
				M-A	M-A	M-A	OR	DR	TOT	PF	FD					BS	BA	
12	Cameron McGriff	F	37:02	8-14	1-3	2-2	2	3	5	1	4	19	1	3	1	2	2	-13
14	Yor Anei	F	20:15	4-7	0-0	0-0	0	2	2	4	2	8	0	0	0	1	0	-4
1	Jonathan Laurent	G	23:57	0-2	0-2	0-0	0	3	3	4	1	0	0	2	0	0	-9	
13	Isaac Likekele	G	29:59	1-7	0-0	3-6	3	5	8	2	3	5	2	3	1	0	2	-11
21	Lindy Waters, III	G	30:18	2-8	0-3	0-0	0	2	2	4	0	4	0	0	0	1	0	-12
4	Thomas Dziagwa		24:19	3-5	2-4	0-0	0	3	3	2	0	8	0	2	1	0	0	-3
00	Avery Anderson, III		12:23	0-5	0-2	2-2	0	2	2	3	1	2	2	0	1	0	2	-6
22	Kalib Boone		13:51	0-2	0-0	1-2	1	0	1	1	1	1	1	1	0	0	0	-10
31	Dee Mitchell		04:42	0-0	0-0	0-0	0	0	0	0	0	0	0	1	0	0	0	-7
20	Keylan Boone		01:37	0-1	0-0	0-0	0	1	1	0	0	0	0	0	0	0	0	-7
35	Hidde Roessink		01:37	0-0	0-0	0-0	0	0	0	0	0	0	0	0	0	0	0	-8
Team							1	1	2			0		0				
<b>Totals</b>				18-51	3-14	8-12	7	22	29	21	12	47	6	12	4	4	6	-18

Shooting By Period		
1 <sup>st</sup> FG%	13-21	61.9%
3PT%	2-5	40.0%
FT%	5-8	62.5%
2 <sup>nd</sup> FG%	5-30	16.7%
3PT%	1-9	11.1%
FT%	3-4	75%
GM FG%	18-51	35.3%
3PT%	3-14	21.4%
FT%	8-12	66.7%

Dead Ball Rebounds: 2, 0

Technical Fouls::NONE

West Virginia - 65

Record: 19-7 (7-6)

NO.	Name	F	Min	FG	3P	FT	Rebounds			Fouls		TP	AS	TO	ST	Blocks		+/-
				M-A	M-A	M-A	OR	DR	TOT	PF	FD					BS	BA	
11	Emmitt Matthews Jr.	F	13:31	3-4	0-1	0-0	1	2	3	0	1	6	0	1	0	0	0	0
34	Oscar Tshiebwe	F	23:58	1-4	0-0	6-8	6	9	15	3	5	8	0	0	1	1	2	10
4	Miles McBride	G	31:05	4-13	0-5	3-4	0	3	3	0	3	11	1	2	1	1	1	20
10	Jermaine Haley	G	32:07	3-4	1-1	2-4	0	1	1	1	2	9	2	1	2	0	0	26
12	Taz Sherman	G	21:32	4-11	1-6	0-0	0	0	0	0	1	9	2	1	2	0	0	9
1	Derek Culver		20:18	2-6	0-0	2-5	4	6	10	2	5	6	0	1	0	2	1	14
3	Gabe Osabuohien		17:02	2-3	0-0	1-2	2	1	3	4	1	5	2	2	2	2	0	7
14	Chase Harler		13:21	0-2	0-1	0-0	0	1	1	2	1	0	1	0	0	0	0	-5
22	Sean McNeil		22:52	4-5	0-0	3-3	0	3	3	0	2	11	2	1	0	0	0	14
5	Jordan McCabe		04:14	0-2	0-2	0-0	0	0	0	0	0	0	0	0	0	0	0	-5
Team							1	2	3			0		1				
<b>Totals</b>				23-54	2-16	17-26	14	28	42	12	21	65	10	10	8	6	4	18

Shooting By Period		
1 <sup>st</sup> FG%	11-28	39.3%
3PT%	2-12	16.7%
FT%	4-7	57.1%
2 <sup>nd</sup> FG%	12-26	46.2%
3PT%	0-4	0.0%
FT%	13-19	68.4%
GM FG%	23-54	42.6%
3PT%	2-16	12.5%
FT%	17-26	65.4%

Dead Ball Rebounds: 4, 0

Technical Fouls::NONE

	OSU	WVU
Biggest lead	10 (1 <sup>st</sup> 7:22)	18 (2 <sup>nd</sup> 0:28)
Best Scoring Run	8 (1 <sup>st</sup> 7:22)	13 (2 <sup>nd</sup> 14:56)
Lead Changes	3	
Times Tied	5	
Time with Lead	18:00	19:25

Points from	OSU	WVU
Turnovers	6	8
Paint	18	22
Second Chance	0	14
Fast Breaks	13	8
Bench	11	22

Period by Period Scoring			
	1st	2nd	TOT
OSU	33	14	47
WVU	28	37	65



**Period 1**

**Quarter Starters:**

<b>WVU</b>	4 McBride M	10 Haley J	11 Matthews Jr. E	12 Sherman T	34 Tshiebwe O
<b>OSU</b>	1 Laurent J	12 McGriff C	13 Likekele I	14 Anei Y	21 Waters, III L

Game Time	WVU	Score	Diff	OSU
20:00	34 TSHIEBWE O jumpball lost			14 ANEI Y jumpball won
19:35		<b>0-2</b>	<b>-2</b>	21 WATERS, III L 2pt FG in the paint, jump shot made (2)
19:12	10 HALEY J 2pt FG in the paint, layup made (2)	<b>2-2</b>	<b>0</b>	
19:12	12 SHERMAN T assist (1)			
19:03				14 ANEI Y 2pt FG in the paint, layup missed
18:57	11 MATTHEWS JR. E defensive rebound (1)			
18:55	11 MATTHEWS JR. E 2pt FG fast break in the paint, layup made (2)	<b>4-2</b>	<b>2</b>	
18:55	10 HALEY J assist (1)			
18:23		<b>4-4</b>	<b>0</b>	12 MCGRIFF C 2pt FG outside the paint, jump shot made (2)
18:01	12 SHERMAN T 2pt FG outside the paint, jump shot missed			
17:58				1 LAURENT J defensive rebound (1)
17:55	12 SHERMAN T steal (1)			1 LAURENT J turnover bad pass (1)
17:50	4 MCBRIDE M 3pt FG , jump shot missed			
17:48	34 TSHIEBWE O offensive rebound (1)			
17:48	34 TSHIEBWE O foul drawn (1)			14 ANEI Y foul shooting (1 - 1)
17:48	34 TSHIEBWE O free throw 1 - 2 made (1)	<b>5-4</b>	<b>1</b>	
17:48	34 TSHIEBWE O free throw 2 - 2 made (2)	<b>6-4</b>	<b>2</b>	
17:29		<b>6-6</b>	<b>0</b>	14 ANEI Y 2pt FG in the paint, jump shot made (2)
17:07	11 MATTHEWS JR. E 2pt FG in the paint, dunk, made (4)	<b>8-6</b>	<b>2</b>	
16:41		<b>8-8</b>	<b>0</b>	14 ANEI Y 2pt FG outside the paint, jump shot made (4)
16:41				13 LIKEKELE I assist (1)
16:26	34 TSHIEBWE O foul drawn (2)			13 LIKEKELE I foul personal (1 - 2)
16:13	12 SHERMAN T 3pt FG , jump shot missed			
16:09				14 ANEI Y defensive rebound (1)
15:59		<b>8-10</b>	<b>-2</b>	14 ANEI Y 2pt FG in the paint, jump shot made (6)
15:41	4 MCBRIDE M turnover bad pass (1)			12 MCGRIFF C steal (1)
15:37				13 LIKEKELE I turnover bad pass (1)
15:37	Timeout media			
15:37				14 ANEI Y substitution out
15:37				4 DZIAGWA T substitution in
15:09	4 MCBRIDE M 3pt FG , jump shot missed			
15:06	34 TSHIEBWE O offensive rebound (2)			
14:52	12 SHERMAN T 3pt FG , jump shot missed			
14:48				21 WATERS, III L defensive rebound (1)
14:43	4 MCBRIDE M steal (1)			13 LIKEKELE I turnover bad pass (2)
14:21	11 MATTHEWS JR. E 3pt FG , jump shot missed			
14:18				4 DZIAGWA T defensive rebound (1)
14:13				21 WATERS, III L 3pt FG , jump shot missed
14:10	34 TSHIEBWE O defensive rebound (3)			
13:44	34 TSHIEBWE O 2pt FG in the paint, layup blocked			
13:44				12 MCGRIFF C block (1)
13:39				13 LIKEKELE I defensive rebound (1)



**Officials:** James Breeding, Roger Ayers, Chris Rastatter

Game Time	WVU	Score	Diff	OSU
13:33				13 LIKEKELE I 2pt FG in the paint, missed
13:30	10 HALEY J defensive rebound (1)			
13:27	4 MCBRIDE M 2pt FG outside the paint, jump shot missed			
13:26	11 MATTHEWS JR. E offensive rebound (2)			
13:25	11 MATTHEWS JR. E foul drawn (1)			4 DZIAGWA T foul personal (1 - 3)
13:25	11 MATTHEWS JR. E substitution out			
13:25	12 SHERMAN T substitution out			
13:25	34 TSHIEBWE O substitution out			
13:25	1 CULVER D substitution in			
13:25	3 OSABUOHEN G substitution in			
13:25	14 HARLER C substitution in			
13:25				1 LAURENT J substitution out
13:25				14 ANEI Y substitution in
13:06	14 HARLER C 3pt FG , jump shot missed			
13:04				14 ANEI Y defensive rebound (2)
13:04	10 HALEY J foul personal (1 - 1)			14 ANEI Y foul drawn (1)
13:04	10 HALEY J substitution out			
13:04	22 MCNEIL S substitution in			
12:51	3 OSABUOHEN G steal (1)			12 MCGRIFF C turnover lost ball (1)
12:31	4 MCBRIDE M 2pt FG in the paint, blocked			
12:31				14 ANEI Y block (1)
12:25	1 CULVER D offensive rebound (1)			
12:24	1 CULVER D turnover lost ball (1)			4 DZIAGWA T steal (1)
12:06	1 CULVER D foul shooting (1 - 2)			13 LIKEKELE I foul drawn (1)
12:06				13 LIKEKELE I free throw 1 - 2 missed
12:06				offensive dead ball rebound (1)
12:06	4 MCBRIDE M substitution out			
12:06	5 MCCABE J substitution in			
12:06				13 LIKEKELE I free throw 2 - 2 missed
12:06	defensive rebound (8)			
12:03				13 LIKEKELE I substitution out
12:03				00 ANDERSON, III A substitution in
11:45	Timeout media			
11:37	22 MCNEIL S 2pt FG outside the paint, jump shot made (2)	<b>10-10</b>	<b>0</b>	
11:23		<b>10-12</b>	<b>-2</b>	14 ANEI Y 2pt FG in the paint, dunk, made (8)
11:05	3 OSABUOHEN G turnover bad pass (1)			
10:37		<b>10-14</b>	<b>-4</b>	12 MCGRIFF C 2pt FG outside the paint, jump shot made (4)
10:18	1 CULVER D 2pt FG in the paint, layup made (2)	<b>12-14</b>	<b>-2</b>	
10:18	3 OSABUOHEN G assist (1)			
10:10		<b>12-17</b>	<b>-5</b>	12 MCGRIFF C 3pt FG fast break, jump shot made (7)
10:10				00 ANDERSON, III A assist (1)
09:50	1 CULVER D substitution out			
09:50	34 TSHIEBWE O substitution in			
09:50				14 ANEI Y substitution out
09:50				22 BOONE K substitution in
09:44	22 MCNEIL S turnover (1)			
09:21		<b>12-19</b>	<b>-7</b>	12 MCGRIFF C 2pt FG in the paint, dunk, made (9)
09:21				22 BOONE K assist (1)
09:17	3 OSABUOHEN G substitution out			



**Officials:** James Breeding, Roger Ayers, Chris Rastatter

Game Time	WVU	Score	Diff	OSU
09:17	11 MATTHEWS JR. E substitution in			
09:17				12 MCGRIFF C substitution out
09:17				21 WATERS, III L substitution out
09:17				1 LAURENT J substitution in
09:17				13 LIKEKELE I substitution in
09:00	5 MCCABE J 3pt FG , jump shot missed			
08:56				00 ANDERSON, III A defensive rebound (1)
08:39				00 ANDERSON, III A 2pt FG in the paint, missed
08:35	11 MATTHEWS JR. E defensive rebound (3)			
08:31	11 MATTHEWS JR. E turnover lost ball (1)			00 ANDERSON, III A steal (1)
08:26				4 DZIAGWA T 3pt FG , jump shot missed
08:24	defensive rebound (10)			
07:54	5 MCCABE J 3pt FG , jump shot missed			
07:53				defensive rebound (8)
07:52	Timeout media			
07:52	5 MCCABE J substitution out			
07:52	22 MCNEIL S substitution out			
07:52	4 MCBRIDE M substitution in			
07:52	12 SHERMAN T substitution in			
07:52				00 ANDERSON, III A substitution out
07:52				22 BOONE K substitution out
07:52				12 MCGRIFF C substitution in
07:52				14 ANEI Y substitution in
07:22		<b>12-22</b>	<b>-10</b>	4 DZIAGWA T 3pt FG , jump shot made (3)
07:22				12 MCGRIFF C assist (1)
07:04	11 MATTHEWS JR. E 2pt FG in the paint, layup made (6)	<b>14-22</b>	<b>-8</b>	
06:52	34 TSHIEBWE O foul shooting (1 - 3)			13 LIKEKELE I foul drawn (2)
06:52		<b>14-23</b>	<b>-9</b>	13 LIKEKELE I free throw 1 - 2 made (1)
06:52		<b>14-24</b>	<b>-10</b>	13 LIKEKELE I free throw 2 - 2 made (2)
06:52				4 DZIAGWA T substitution out
06:52				21 WATERS, III L substitution in
06:35	4 MCBRIDE M 2pt FG outside the paint, jump shot made (2)	<b>16-24</b>	<b>-8</b>	
06:03		<b>16-26</b>	<b>-10</b>	12 MCGRIFF C 2pt FG outside the paint, jump shot made (11)
05:45	4 MCBRIDE M 2pt FG in the paint, missed			
05:43	34 TSHIEBWE O offensive rebound (4)			
05:43	34 TSHIEBWE O foul drawn (3)			21 WATERS, III L foul shooting (1 - 4)
05:43	34 TSHIEBWE O free throw 1 - 2 made (3)	<b>17-26</b>	<b>-9</b>	
05:43	34 TSHIEBWE O free throw 2 - 2 made (4)	<b>18-26</b>	<b>-8</b>	
05:35		<b>18-28</b>	<b>-10</b>	12 MCGRIFF C 2pt FG fast break in the paint, made (13)
05:35				13 LIKEKELE I assist (2)
05:17	12 SHERMAN T 3pt FG , jump shot missed			
05:13	34 TSHIEBWE O offensive rebound (5)			
05:11	14 HARLER C foul drawn (1)			1 LAURENT J foul personal (1 - 5)
05:11	4 MCBRIDE M substitution out			
05:11	11 MATTHEWS JR. E substitution out			
05:11	10 HALEY J substitution in			
05:11	22 MCNEIL S substitution in			
05:11				14 ANEI Y substitution out
05:11				22 BOONE K substitution in



**Officials:** James Breeding, Roger Ayers, Chris Rastatter

Game Time	WVU	Score	Diff	OSU
04:56	14 HARLER C 2pt FG in the paint, layup missed			
04:52				13 LIKEKELE I defensive rebound (2)
04:47	12 SHERMAN T foul drawn (1)			13 LIKEKELE I foul offensive (2 - 6)
04:47				13 LIKEKELE I turnover offensive (3)
04:47				13 LIKEKELE I substitution out
04:47				31 MITCHELL D substitution in
04:28	12 SHERMAN T turnover bad pass (1)			
04:05				12 MCGRIFF C 2pt FG in the paint, layup missed
04:02	34 TSHIEBWE O defensive rebound (6)			
03:55	12 SHERMAN T 2pt FG outside the paint, jump shot made (2)	<b>20-28</b>	<b>-8</b>	
03:34	Timeout media			
03:34				31 MITCHELL D substitution out
03:34				4 DZIAGWA T substitution in
03:28		<b>20-30</b>	<b>-10</b>	21 WATERS, III L 2pt FG outside the paint, jump shot made (4)
02:55	12 SHERMAN T 3pt FG , jump shot made (5)	<b>23-30</b>	<b>-7</b>	
02:26				1 LAURENT J 3pt FG , jump shot missed
02:22	34 TSHIEBWE O defensive rebound (7)			
02:17	10 HALEY J 2pt FG in the paint, missed			
02:16	34 TSHIEBWE O offensive rebound (8)			
02:15	34 TSHIEBWE O foul drawn (4)			21 WATERS, III L foul shooting (2 - 7)
02:15	34 TSHIEBWE O free throw 1 - 2 missed			
02:15	offensive dead ball rebound (1)			
02:15				21 WATERS, III L substitution out
02:15				00 ANDERSON, III A substitution in
02:15	34 TSHIEBWE O free throw 2 - 2 missed			
02:15				4 DZIAGWA T defensive rebound (2)
01:54				22 BOONE K 2pt FG in the paint, jump shot missed
01:50	14 HARLER C defensive rebound (1)			
01:48	12 SHERMAN T 2pt FG fast break outside the paint, jump shot made (7)	<b>25-30</b>	<b>-5</b>	
01:48	14 HARLER C assist (1)			
01:45				Timeout 30 Sec
01:27	12 SHERMAN T steal (2)			4 DZIAGWA T turnover bad pass (1)
01:21	12 SHERMAN T 3pt FG , jump shot missed			
01:19				1 LAURENT J defensive rebound (2)
01:19	34 TSHIEBWE O foul personal (2 - 4)			1 LAURENT J foul drawn (1)
01:19	34 TSHIEBWE O substitution out			
01:19	1 CULVER D substitution in			
01:19				22 BOONE K substitution out
01:19				14 ANEI Y substitution in
00:52	14 HARLER C foul shooting (1 - 5)			00 ANDERSON, III A foul drawn (1)
00:52		<b>25-31</b>	<b>-6</b>	00 ANDERSON, III A free throw 1 - 2 made (1)
00:52		<b>25-32</b>	<b>-7</b>	00 ANDERSON, III A free throw 2 - 2 made (2)
00:41	Timeout 30 Sec			
00:41				14 ANEI Y substitution out
00:41				22 BOONE K substitution in
00:30	1 CULVER D foul drawn (1)			1 LAURENT J foul personal (2 - 8)
00:30	22 MCNEIL S substitution out			
00:30	4 MCBRIDE M substitution in			



Official Basketball Play by Play - First Half

### Oklahoma St. at West Virginia

02/19/20 WVU Coliseum, Morgantown, W.Va.

Oklahoma State at West Virginia

Game Time: 12:00 AM

Game Duration: 2:05

Attendance: 12,053

Officials: James Breeding, Roger Ayers, Chris Rastatter

Game Time	WVU	Score	Diff	OSU
00:30	1 CULVER D 1&1 free throw 1 missed			
00:30				1 LAURENT J defensive rebound (3)
00:04	14 HARLER C foul shooting (2 - 6)			22 BOONE K foul drawn (1)
00:04				22 BOONE K free throw 1 - 2 missed
00:04				offensive dead ball rebound (2)
00:04	14 HARLER C substitution out			
00:04	22 MCNEIL S substitution in			
00:04				4 DZIAGWA T substitution out
00:04				20 BOONE K substitution in
00:04		<b>25-33</b>	<b>-8</b>	22 BOONE K free throw 2 - 2 made (1)
00:04				1 LAURENT J substitution out
00:04				35 ROESSINK H substitution in
00:00	10 HALEY J 3pt FG , jump shot made (5)	<b>28-33</b>	<b>-5</b>	
00:00	22 MCNEIL S assist (1)			
<b>END OF PERIOD</b>				
<b>WVU 28-33 OSU</b>				



Officials: James Breeding, Roger Ayers, Chris Rastatter

Oklahoma St. - 33

NO.	Name	Min	FG			Rebounds			Fouls		TP	AS	TO	ST	Blocks		+/-
			M-A	M-A	M-A	OR	DR	TOT	PF	FD					BS	BA	
12	Cameron McGriff	F 18:35	6-7	1-1	0-0	0	0	0	0	0	13	1	1	1	1	0	5
14	Yor Anei	F 11:17	4-5	0-0	0-0	0	2	2	1	1	8	0	0	0	1	0	10
1	Jonathan Laurent	G 15:48	0-1	0-1	0-0	0	3	3	2	1	0	0	1	0	0	0	3
13	Isaac Likekele	G 12:27	0-1	0-0	2-4	0	2	2	2	2	2	2	3	0	0	0	5
21	Lindy Waters, III	G 15:20	2-3	0-1	0-0	0	1	1	2	0	4	0	0	0	0	0	4
4	Thomas Dziagwa	12:15	1-2	1-2	0-0	0	2	2	1	0	3	0	1	1	0	0	7
00	Avery Anderson, III	06:26	0-1	0-0	2-2	0	1	1	0	1	2	1	0	1	0	0	3
22	Kalib Boone	06:31	0-1	0-0	1-2	0	0	0	0	1	1	1	0	0	0	0	-5
31	Dee Mitchell	01:13	0-0	0-0	0-0	0	0	0	0	0	0	0	0	0	0	0	-2
20	Keylan Boone	00:04	0-0	0-0	0-0	0	0	0	0	0	0	0	0	0	0	0	-2
35	Hidde Roessink	00:04	0-0	0-0	0-0	0	0	0	0	0	0	0	0	0	0	0	-3
Team						0	1	1			0		0				
<b>Totals</b>			13-21	2-5	5-8	0	12	12	8	6	33	5	6	3	2	0	5

Shooting By Period		
1st FG%	13-21	61.9%
3PT%	2-5	40.0%
FT%	5-8	62.5%
GM FG%	13-21	61.9%
3PT%	2-5	40.0%
FT%	5-8	62.5%

Dead Ball Rebounds: 2, 0

Technical Fouls::NONE

West Virginia - 28

NO.	Name	Min	FG			Rebounds			Fouls		TP	AS	TO	ST	Blocks		+/-
			M-A	M-A	M-A	OR	DR	TOT	PF	FD					BS	BA	
11	Emmitt Matthews Jr.	F 10:41	3-4	0-1	0-0	1	2	3	0	1	6	0	1	0	0	0	-5
34	Oscar Tshiebwe	F 15:06	0-1	0-0	4-6	5	3	8	2	4	4	0	0	0	0	1	-2
4	Miles McBride	G 11:05	1-6	0-2	0-0	0	0	0	0	0	2	0	1	1	0	1	-3
10	Jermaine Haley	G 12:07	2-3	1-1	0-0	0	1	1	1	0	5	1	0	0	0	0	3
12	Taz Sherman	G 14:27	3-8	1-5	0-0	0	0	0	0	1	7	1	1	2	0	0	0
1	Derek Culver	04:54	1-1	0-0	0-1	1	0	1	1	1	2	0	1	0	0	0	-3
3	Gabe Osabuohien	04:08	0-0	0-0	0-0	0	0	0	0	0	0	1	1	1	0	0	-5
14	Chase Harler	13:21	0-2	0-1	0-0	0	1	1	2	1	0	1	0	0	0	0	-5
22	Sean McNeil	09:57	1-1	0-0	0-0	0	0	0	0	0	2	1	1	0	0	0	0
5	Jordan McCabe	04:14	0-2	0-2	0-0	0	0	0	0	0	0	0	0	0	0	0	-5
Team						0	2	2			0		0				
<b>Totals</b>			11-28	2-12	4-7	7	9	16	6	8	28	5	6	4	0	2	-5

Shooting By Period		
1st FG%	11-28	39.3%
3PT%	2-12	16.7%
FT%	4-7	57.1%
GM FG%	11-28	39.3%
3PT%	2-12	16.7%
FT%	4-7	57.1%

Dead Ball Rebounds: 1, 0

Technical Fouls::NONE

	OSU	WVU
Biggest lead	10 (1 <sup>st</sup> 7:22)	2 (1 <sup>st</sup> 18:55)
Best Scoring Run	8(1 <sup>st</sup> 7:22)	5(1 <sup>st</sup> 1:48)
Lead Changes	2	
Times Tied	5	
Time with Lead	16:08	01:17

Points from	OSU	WVU
Turnovers	4	2
Paint	12	10
Second Chance	0	4
Fast Breaks	5	4
Bench	6	4

	Period by Period Scoring	
	1st	TOT
OSU	33	33
WVU	28	28



**Period 2**

**Quarter Starters:**

<b>WVU</b>	1 Culver D	4 McBride M	10 Haley J	12 Sherman T	34 Tshiebwe O
<b>OSU</b>	1 Laurent J	12 McGriff C	13 Likekele I	14 Anei Y	21 Waters, III L

Game Time	WVU	Score	Diff	OSU
20:00	22 MCNEIL S substitution out			
20:00	34 TSHIEBWE O substitution in			
20:00				00 ANDERSON, III A substitution out
20:00				20 BOONE K substitution out
20:00				22 BOONE K substitution out
20:00				35 ROESSINK H substitution out
20:00				1 LAURENT J substitution in
20:00				13 LIKEKELE I substitution in
20:00				14 ANEI Y substitution in
20:00				21 WATERS, III L substitution in
19:43	1 CULVER D 2pt FG outside the paint, jump shot made (4)	<b>30-33</b>	<b>-3</b>	
19:43	4 MCBRIDE M assist (1)			
19:08				12 MCGRIFF C 3pt FG , jump shot missed
19:05	34 TSHIEBWE O defensive rebound (9)			
18:52	4 MCBRIDE M 2pt FG outside the paint, jump shot made (4)	<b>32-33</b>	<b>-1</b>	
18:24				12 MCGRIFF C 2pt FG in the paint, blocked
18:24	34 TSHIEBWE O block (1)			
18:19	34 TSHIEBWE O defensive rebound (10)			
18:16	4 MCBRIDE M 3pt FG , jump shot missed			
18:14	1 CULVER D offensive rebound (2)			
18:13	1 CULVER D foul drawn (2)			1 LAURENT J foul personal (3 - 1)
18:08	4 MCBRIDE M 2pt FG outside the paint, jump shot made (6)	<b>34-33</b>	<b>1</b>	
18:08	12 SHERMAN T assist (2)			
18:06				Timeout 30 Sec
17:44				14 ANEI Y 2pt FG in the paint, jump shot missed
17:41	1 CULVER D defensive rebound (3)			
17:25	34 TSHIEBWE O 2pt FG in the paint, layup blocked			
17:25				12 MCGRIFF C block (2)
17:20				12 MCGRIFF C defensive rebound (1)
17:19	34 TSHIEBWE O foul personal (3 - 1)			14 ANEI Y foul drawn (2)
17:19	34 TSHIEBWE O substitution out			
17:19	3 OSABUOHEN G substitution in			
17:18	3 OSABUOHEN G foul personal (1 - 2)			12 MCGRIFF C foul drawn (1)
17:08				14 ANEI Y 2pt FG outside the paint, jump shot missed
17:08				12 MCGRIFF C offensive rebound (2)
17:08	3 OSABUOHEN G foul personal (2 - 3)			12 MCGRIFF C foul drawn (2)
16:58				21 WATERS, III L 3pt FG , jump shot missed
16:52				13 LIKEKELE I offensive rebound (3)
16:33				12 MCGRIFF C 2pt FG in the paint, layup missed
16:29	1 CULVER D defensive rebound (4)			
16:03	1 CULVER D 2pt FG in the paint, jump shot missed			
15:58	3 OSABUOHEN G offensive rebound (1)			
15:58	3 OSABUOHEN G 2pt FG in the paint, layup made (2)	<b>36-33</b>	<b>3</b>	





**Oklahoma St. at West Virginia**

02/19/20 WVU Coliseum, Morgantown, W.Va.  
Oklahoma State at West Virginia

Game Time: 12:00 AM

Game Duration: 2:05

Attendance: 12,053

Officials: James Breeding, Roger Ayers, Chris Rastatter

Game Time	WVU	Score	Diff	OSU
15:33				1 LAURENT J turnover lost ball (2)
15:33	Timeout media			
15:33				1 LAURENT J substitution out
15:33				14 ANEI Y substitution out
15:33				4 DZIAGWA T substitution in
15:33				22 BOONE K substitution in
15:05	12 SHERMAN T 2pt FG outside the paint, jump shot missed			
15:02	1 CULVER D offensive rebound (5)			
15:01	1 CULVER D 2pt FG in the paint, layup missed			
14:58	3 OSABUOHEN G offensive rebound (2)			
14:56	12 SHERMAN T 2pt FG outside the paint, jump shot made (9)	<b>38-33</b>	<b>5</b>	
14:56	3 OSABUOHEN G assist (2)			
14:26		<b>38-35</b>	<b>3</b>	4 DZIAGWA T 2pt FG outside the paint, jump shot made (5)
14:08	1 CULVER D 2pt FG in the paint, layup blocked			
14:08				21 WATERS, III L block (1)
14:08	offensive rebound (25)			
14:07	10 HALEY J foul drawn (1)			22 BOONE K foul shooting (1 - 2)
14:07	10 HALEY J free throw 1 - 2 made (6)	<b>39-35</b>	<b>4</b>	
14:07	10 HALEY J free throw 2 - 2 missed			
14:07				21 WATERS, III L defensive rebound (2)
13:48	10 HALEY J steal (1)			22 BOONE K turnover lost ball (1)
13:42	12 SHERMAN T 3pt FG , jump shot missed			
13:39				4 DZIAGWA T defensive rebound (3)
13:35				21 WATERS, III L 3pt FG , jump shot missed
13:31				22 BOONE K offensive rebound (1)
13:29				13 LIKEKELE I 2pt FG outside the paint, jump shot missed
13:26				13 LIKEKELE I offensive rebound (4)
13:10				13 LIKEKELE I 2pt FG outside the paint, jump shot missed
13:07	3 OSABUOHEN G defensive rebound (3)			
12:55	1 CULVER D foul drawn (3)			12 MCGRUFF C foul personal (1 - 3)
12:55	12 SHERMAN T substitution out			
12:55	22 MCNEIL S substitution in			
12:55				13 LIKEKELE I substitution out
12:55				00 ANDERSON, III A substitution in
12:34	3 OSABUOHEN G 2pt FG outside the paint, jump shot made (4)	<b>41-35</b>	<b>6</b>	
12:20				00 ANDERSON, III A 2pt FG in the paint, blocked
12:20	4 MCBRIDE M block (1)			
12:15	1 CULVER D defensive rebound (6)			
12:00	1 CULVER D foul drawn (4)			21 WATERS, III L foul shooting (3 - 4)
12:00	Timeout media			
12:00				21 WATERS, III L substitution out
12:00				22 BOONE K substitution out
12:00				13 LIKEKELE I substitution in
12:00				14 ANEI Y substitution in
12:00	1 CULVER D free throw 1 - 2 missed			
12:00	offensive dead ball rebound (2)			
12:00	1 CULVER D free throw 2 - 2 made (5)	<b>42-35</b>	<b>7</b>	
11:43				13 LIKEKELE I 2pt FG in the paint, layup blocked
11:43	1 CULVER D block (1)			



**Oklahoma St. at West Virginia**

02/19/20 WVU Coliseum, Morgantown, W.Va.  
Oklahoma State at West Virginia

Officials: James Breeding, Roger Ayers, Chris Rastatter

Game Time	WVU	Score	Diff	OSU
11:43	4 MCBRIDE M defensive rebound (1)			
11:43	4 MCBRIDE M foul drawn (1)			14 ANEI Y foul personal (2 - 5)
11:33	10 HALEY J turnover lost ball (1)			13 LIKEKELE I steal (1)
11:28		<b>42-37</b>	<b>5</b>	13 LIKEKELE I 2pt FG fast break in the paint, made (4)
11:06	3 OSABUOHEN G foul drawn (1)			14 ANEI Y foul shooting (3 - 6)
11:06	3 OSABUOHEN G free throw 1 - 2 made (5)	<b>43-37</b>	<b>6</b>	
11:06	3 OSABUOHEN G free throw 2 - 2 missed			
11:06				13 LIKEKELE I defensive rebound (5)
11:01				00 ANDERSON, III A 2pt FG in the paint, layup blocked
11:01	3 OSABUOHEN G block (1)			
10:56	4 MCBRIDE M defensive rebound (2)			
10:45	22 MCNEIL S 2pt FG outside the paint, jump shot missed			
10:42				13 LIKEKELE I defensive rebound (6)
10:37	3 OSABUOHEN G foul personal (3 - 4)			12 MCGRUFF C foul drawn (3)
10:37				14 ANEI Y substitution out
10:37				1 LAURENT J substitution in
10:24				12 MCGRUFF C 3pt FG , jump shot missed
10:21	22 MCNEIL S defensive rebound (1)			
10:09	3 OSABUOHEN G 2pt FG in the paint, jump shot missed			
10:06				00 ANDERSON, III A defensive rebound (2)
10:03				13 LIKEKELE I 2pt FG in the paint, layup blocked
10:03	3 OSABUOHEN G block (2)			
09:57	22 MCNEIL S defensive rebound (2)			
09:45	4 MCBRIDE M foul drawn (2)			00 ANDERSON, III A foul personal (1 - 7)
09:45	3 OSABUOHEN G substitution out			
09:45	11 MATTHEWS JR. E substitution in			
09:45	4 MCBRIDE M 1&1 free throw 1 made (7)	<b>44-37</b>	<b>7</b>	
09:45	4 MCBRIDE M 1&1 free throw 2 made (8)	<b>45-37</b>	<b>8</b>	
09:27				00 ANDERSON, III A 3pt FG , jump shot missed
09:23	1 CULVER D defensive rebound (7)			
09:00	1 CULVER D 2pt FG outside the paint, jump shot missed			
08:57				12 MCGRUFF C defensive rebound (3)
08:52				1 LAURENT J 3pt FG , jump shot missed
08:49				13 LIKEKELE I offensive rebound (7)
08:48				13 LIKEKELE I 2pt FG in the paint, layup missed
08:44	1 CULVER D defensive rebound (8)			
08:42	22 MCNEIL S foul drawn (1)			00 ANDERSON, III A foul shooting (2 - 8)
08:42	22 MCNEIL S free throw fast break 1 - 3 made (3)	<b>46-37</b>	<b>9</b>	
08:42	22 MCNEIL S free throw fast break 2 - 3 made (4)	<b>47-37</b>	<b>10</b>	
08:42	1 CULVER D substitution out			
08:42	34 TSHIEBWE O substitution in			
08:42				00 ANDERSON, III A substitution out
08:42				21 WATERS, III L substitution in
08:42	22 MCNEIL S free throw fast break 3 - 3 made (5)	<b>48-37</b>	<b>11</b>	
08:20	22 MCNEIL S foul drawn (2)			4 DZIAGWA T foul offensive (2 - 9)
08:20				4 DZIAGWA T turnover offensive (2)
08:20				Timeout 30 Sec
08:05	34 TSHIEBWE O 2pt FG in the paint, layup missed			
08:04				12 MCGRUFF C defensive rebound (4)



**Oklahoma St. at West Virginia**

02/19/20 WVU Coliseum, Morgantown, W.Va.  
Oklahoma State at West Virginia

Game Time: 12:00 AM

Game Duration: 2:05

Attendance: 12,053

Officials: James Breeding, Roger Ayers, Chris Rastatter

Game Time	WVU	Score	Diff	OSU
08:04	jump ball situation			
07:58		<b>48-39</b>	<b>9</b>	12 MCGRIFF C 2pt FG fast break in the paint, made (15)
07:30	22 MCNEIL S 2pt FG in the paint, made (7)	<b>50-39</b>	<b>11</b>	
07:21		<b>50-41</b>	<b>9</b>	12 MCGRIFF C 2pt FG in the paint, made (17)
06:57	4 MCBRIDE M 3pt FG , jump shot missed			
06:56	34 TSHIEBWE O offensive rebound (11)			
06:55	34 TSHIEBWE O foul drawn (5)			1 LAURENT J foul personal (4 - 10)
06:55	34 TSHIEBWE O free throw 1 - 2 made (5)	<b>51-41</b>	<b>10</b>	
06:55				1 LAURENT J substitution out
06:55				14 ANEI Y substitution in
06:55	34 TSHIEBWE O free throw 2 - 2 made (6)	<b>52-41</b>	<b>11</b>	
06:55	11 MATTHEWS JR. E substitution out			
06:55	1 CULVER D substitution in			
06:53				12 MCGRIFF C 2pt FG in the paint, layup blocked
06:53	1 CULVER D block (2)			
06:47	34 TSHIEBWE O defensive rebound (12)			
06:20	4 MCBRIDE M 2pt FG in the paint, jump shot missed			
06:18	offensive dead ball rebound (3)			
06:18	turnover shot clock (8)			
05:58				4 DZIAGWA T 3pt FG , jump shot missed
05:54	34 TSHIEBWE O defensive rebound (13)			
05:28	4 MCBRIDE M 3pt FG , jump shot missed			
05:27	1 CULVER D offensive rebound (9)			
05:26	1 CULVER D foul drawn (5)			14 ANEI Y foul personal (4 - 11)
05:26	1 CULVER D free throw 1 - 2 made (6)	<b>53-41</b>	<b>12</b>	
05:26	1 CULVER D free throw 2 - 2 missed			
05:26				13 LIKEKELE I defensive rebound (8)
05:20	1 CULVER D foul shooting (2 - 5)			13 LIKEKELE I foul drawn (3)
05:20		<b>53-42</b>	<b>11</b>	13 LIKEKELE I free throw fast break 1 - 2 made (5)
05:20	1 CULVER D substitution out			
05:20	3 OSABUOHEN G substitution in			
05:20				14 ANEI Y substitution out
05:20				22 BOONE K substitution in
05:20				13 LIKEKELE I free throw fast break 2 - 2 missed
05:20	34 TSHIEBWE O defensive rebound (14)			
05:07	22 MCNEIL S 2pt FG outside the paint, jump shot made (9)	<b>55-42</b>	<b>13</b>	
04:47	34 TSHIEBWE O steal (1)			12 MCGRIFF C turnover bad pass (2)
04:29	10 HALEY J 2pt FG in the paint, made (8)	<b>57-42</b>	<b>15</b>	
04:27				4 DZIAGWA T substitution out
04:27				31 MITCHELL D substitution in
04:08				21 WATERS, III L 2pt FG in the paint, jump shot missed
04:05	22 MCNEIL S defensive rebound (3)			
03:44	3 OSABUOHEN G turnover bad pass (2)			
03:44	Timeout media			
03:20				22 BOONE K 2pt FG in the paint, jump shot missed
03:19				offensive rebound (27)
03:11				21 WATERS, III L 2pt FG outside the paint, jump shot missed
03:08	34 TSHIEBWE O defensive rebound (15)			
02:46	34 TSHIEBWE O 2pt FG in the paint, layup made (8)	<b>59-42</b>	<b>17</b>	



**Oklahoma St. at West Virginia**

02/19/20 WVU Coliseum, Morgantown, W.Va.  
Oklahoma State at West Virginia

Game Time: 12:00 AM

Game Duration: 2:05

Attendance: 12,053

Officials: James Breeding, Roger Ayers, Chris Rastatter

Game Time	WVU	Score	Diff	OSU
02:46	10 HALEY J assist (2)			
02:31	3 OSABUOHIE G foul shooting (4 - 6)			12 MCGRIFF C foul drawn (4)
02:31		<b>59-43</b>	<b>16</b>	12 MCGRIFF C free throw 1 - 2 made (18)
02:31	34 TSHIEBWE O substitution out			
02:31	1 CULVER D substitution in			
02:31		<b>59-44</b>	<b>15</b>	12 MCGRIFF C free throw 2 - 2 made (19)
02:31				31 MITCHELL D substitution out
02:31				4 DZIAGWA T substitution in
02:04	4 MCBRIDE M turnover bad pass (2)			
01:58				21 WATERS, III L 2pt FG outside the paint, jump shot missed
01:56				12 MCGRIFF C offensive rebound (5)
01:55	10 HALEY J steal (2)			12 MCGRIFF C turnover lost ball (3)
01:44	4 MCBRIDE M foul drawn (3)			21 WATERS, III L foul personal (4 - 12)
01:44	4 MCBRIDE M free throw 1 - 2 missed			
01:44	offensive dead ball rebound (4)			
01:44				21 WATERS, III L substitution out
01:44				00 ANDERSON, III A substitution in
01:44	4 MCBRIDE M free throw 2 - 2 made (9)	<b>60-44</b>	<b>16</b>	
01:36		<b>60-47</b>	<b>13</b>	4 DZIAGWA T 3pt FG fast break, jump shot made (8)
01:36				00 ANDERSON, III A assist (2)
01:33				Timeout 60 Sec
01:33				4 DZIAGWA T substitution out
01:33				12 MCGRIFF C substitution out
01:33				13 LIKEKELE I substitution out
01:33				22 BOONE K substitution out
01:33				14 ANEI Y substitution in
01:33				20 BOONE K substitution in
01:33				31 MITCHELL D substitution in
01:33				35 ROESSINK H substitution in
01:24	22 MCNEIL S 2pt FG in the paint, made (11)	<b>62-47</b>	<b>15</b>	
01:15				00 ANDERSON, III A 3pt FG , jump shot missed
01:12	1 CULVER D defensive rebound (10)			
00:43	4 MCBRIDE M 2pt FG in the paint, made (11)	<b>64-47</b>	<b>17</b>	
00:43	22 MCNEIL S assist (2)			
00:31	3 OSABUOHIE G steal (2)			31 MITCHELL D turnover bad pass (1)
00:28	10 HALEY J foul drawn (2)			00 ANDERSON, III A foul shooting (3 - 13)
00:28	10 HALEY J free throw fast break 1 - 2 made (9)	<b>65-47</b>	<b>18</b>	
00:28	10 HALEY J free throw fast break 2 - 2 missed			
00:28				20 BOONE K defensive rebound (1)
00:09				20 BOONE K 2pt FG outside the paint, jump shot missed
00:05	4 MCBRIDE M defensive rebound (3)			
<b>END OF GAME</b>				
<b>WVU 65-47 OSU</b>				



Oklahoma St. at West Virginia

02/19/20 WVU Coliseum, Morgantown, W.Va.  
Oklahoma State at West Virginia

Game Time: 12:00 AM  
Game Duration: 2:05  
Attendance: 12,053

Officials: James Breeding, Roger Ayers, Chris Rastatter

Oklahoma St. - 14

NO.	Name	Min	FG			Rebounds			Fouls		TP	AS	TO	ST	Blocks		+/-
			M-A	3P	FT	OR	DR	TOT	PF	FD					BS	BA	
12	Cameron McGriff	F 18:27	2-7	0-2	2-2	2	3	5	1	4	6	0	2	0	1	2	-18
14	Yor Anei	F 08:58	0-2	0-0	0-0	0	0	0	3	1	0	0	0	0	0	0	-14
1	Jonathan Laurent	G 08:09	0-1	0-1	0-0	0	0	0	2	0	0	1	0	0	0	-12	
13	Isaac Likekele	G 17:32	1-6	0-0	1-2	3	3	6	0	1	3	0	0	1	0	2	-16
21	Lindy Waters, III	G 14:58	0-5	0-2	0-0	0	1	1	2	0	0	0	0	0	1	0	-16
4	Thomas Dziagwa	12:04	2-3	1-2	0-0	0	1	1	1	0	5	0	1	0	0	0	-10
22	Kalib Boone	07:20	0-1	0-0	0-0	1	0	1	1	0	0	0	1	0	0	0	-5
00	Avery Anderson, III	05:57	0-4	0-2	0-0	0	1	1	3	0	0	1	0	0	0	2	-9
31	Dee Mitchell	03:29	0-0	0-0	0-0	0	0	0	0	0	0	1	0	0	0	0	-5
20	Keylan Boone	01:33	0-1	0-0	0-0	0	1	1	0	0	0	0	0	0	0	0	-5
35	Hidde Roessink	01:33	0-0	0-0	0-0	0	0	0	0	0	0	0	0	0	0	0	-5
Team						1	0	1			0		0				
<b>Totals</b>			5-30	1-9	3-4	7	10	17	13	6	14	1	6	1	2	6	-23

Shooting By Period		
2nd FG%	5-30	16.7%
3PT%	1-9	11.1%
FT%	3-4	75%
GM FG%	5-30	16.7%
3PT%	1-9	11.1%
FT%	3-4	75.0%

Dead Ball Rebounds: 0, 0

Technical Fouls::NONE

West Virginia - 37

NO.	Name	Min	FG			Rebounds			Fouls		TP	AS	TO	ST	Blocks		+/-
			M-A	3P	FT	OR	DR	TOT	PF	FD					BS	BA	
11	Emmitt Matthews Jr.	F 02:50	0-0	0-0	0-0	0	0	0	0	0	0	0	0	0	0	0	5
34	Oscar Tshiebwe	F 08:52	1-3	0-0	2-2	1	6	7	1	1	4	0	0	1	1	1	12
4	Miles McBride	G 20:00	3-7	0-3	3-4	0	3	3	0	3	9	1	1	0	1	0	23
10	Jermaine Haley	G 20:00	1-1	0-0	2-4	0	0	0	0	2	4	1	1	2	0	0	23
12	Taz Sherman	G 07:05	1-3	0-1	0-0	0	0	0	0	0	2	1	0	0	0	0	9
3	Gabe Osabuohien	12:54	2-3	0-0	1-2	2	1	3	4	1	5	1	1	1	2	0	12
22	Sean McNeil	12:55	3-4	0-0	3-3	0	3	3	0	2	9	1	0	0	0	0	14
1	Derek Culver	15:24	1-5	0-0	2-4	3	6	9	1	4	4	0	0	0	2	1	17
Team						1	0	1			0		1				
<b>Totals</b>			12-26	0-4	13-19	7	19	26	6	13	37	5	4	4	6	2	23

Shooting By Period		
2nd FG%	12-26	46.2%
3PT%	0-4	0.0%
FT%	13-19	68.4%
GM FG%	12-26	46.2%
3PT%	0-4	0.0%
FT%	13-19	68.4%

Dead Ball Rebounds: 3, 0

Technical Fouls::NONE

	OSU	WVU
Biggest lead	3 (2 <sup>nd</sup> 19:43)	18 (2 <sup>nd</sup> 0:28)
Best Scoring Run	3(2 <sup>nd</sup> 1:36)	10(2 <sup>nd</sup> 14:56)
Lead Changes	1	
Times Tied	0	
Time with Lead	01:35	18:08

Points from	OSU	WVU
Turnovers	2	6
Paint	6	12
Second Chance	0	10
Fast Breaks	8	4
Bench	5	18

	Period by Period Scoring	
	2nd	TOT
OSU	14	14
WVU	37	37



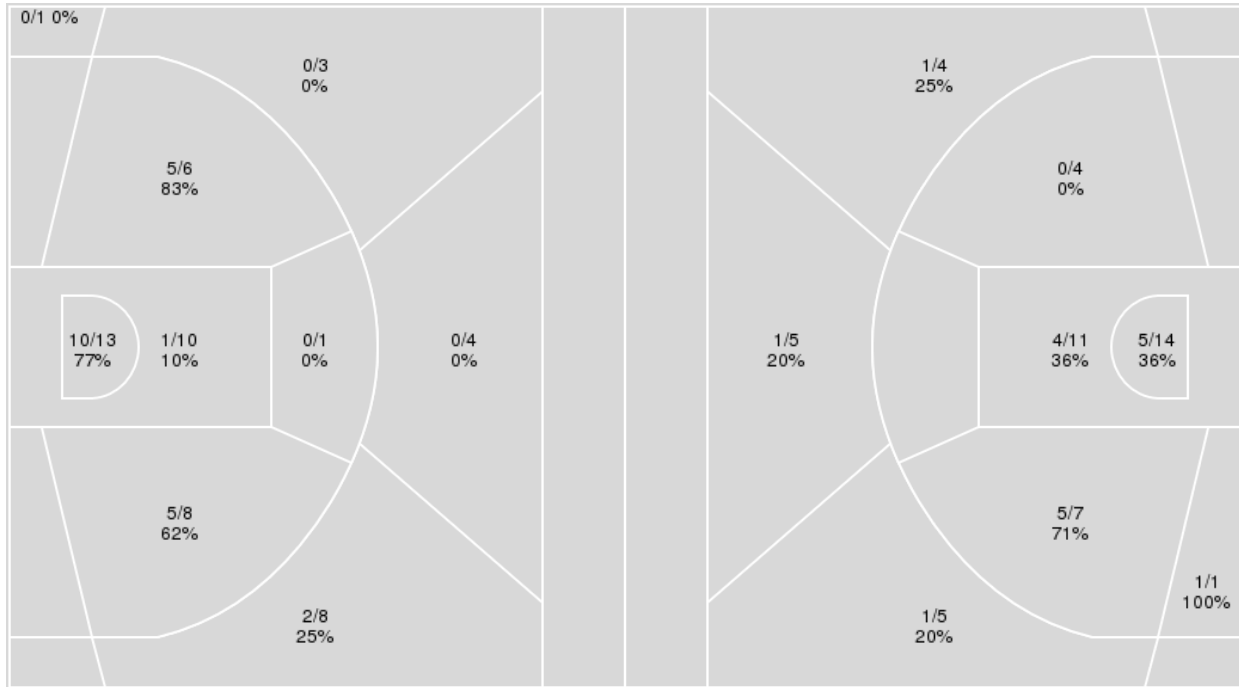
**Officials:** James Breeding, Roger Ayers, Chris Rastatter

{ Players => All; } FG Types => All; Results => All;

{ Players => 00, 1, 2, 4, 5, 12, 13, 14, 20, 21, 22, 31, 33, 35, 54, 05; }  
 FG Types => All; Results => All;

**West Virginia**

**Oklahoma St.**



West Virginia	M/A	%
Field Goals	23/54	43
2 Points	21/38	55
3 Points	2/16	12
Free Throws	17/26	65

Oklahoma St.	M/A	%
Field Goals	18/51	35
2 Points	15/37	41
3 Points	3/14	21
Free Throws	8/12	67



**Oklahoma St. at West Virginia**

02/19/20 WVU Coliseum, Morgantown, W.Va.  
Oklahoma State at West Virginia

Game Time: 12:00 AM  
Game Duration: 2:05  
Attendance: 12,053

Officials: James Breeding, Roger Ayers, Chris Rastatter

**Oklahoma St.**

No	Name	Mins		Score		Points Diff		Points per Min		Assists		Rebounds		Steals		Turnovers	
		On	Off	On	Off	On	Off	On	Off	On	Off	On	Off	On	Off	On	Off
00	Avery Anderson, III	12:23	27:37	17 - 23	30 - 42	-6	-12	1.37	1.09	3	3	11	18	2	2	2	10
1	Jonathan Laurent	23:57	16:03	28 - 37	19 - 28	-9	-9	1.17	1.18	3	3	18	11	2	2	7	5
4	Thomas Dziagwa	24:19	15:41	30 - 33	17 - 32	-3	-15	1.23	1.08	4	2	21	8	3	1	7	5
12	Cameron McGriff	37:02	02:58	47 - 60	0 - 5	-13	-5	1.27	0.00	6	0	26	3	3	1	11	1
13	Isaac Likekele	29:59	10:01	33 - 44	14 - 21	-11	-7	1.10	1.40	4	2	25	4	4	0	10	2
14	Yor Anei	20:15	19:45	31 - 35	16 - 30	-4	-14	1.53	0.81	4	2	10	19	3	1	5	7
20	Keylan Boone	01:37	38:23	1 - 8	46 - 57	-7	-11	0.62	1.20	0	6	1	28	0	4	1	11
21	Lindy Waters, III	30:18	09:42	34 - 46	13 - 19	-12	-6	1.12	1.34	4	2	18	11	2	2	10	2
22	Kalib Boone	13:51	26:09	12 - 22	35 - 43	-10	-8	0.87	1.34	2	4	12	17	1	3	5	7
31	Dee Mitchell	04:42	35:18	2 - 9	45 - 56	-7	-11	0.43	1.27	0	6	2	27	0	4	1	11
35	Hidde Roessink	01:37	38:23	0 - 8	47 - 57	-8	-10	0.00	1.22	0	6	1	28	0	4	1	11

**West Virginia**

No	Name	Mins		Score		Points Diff		Points per Min		Assists		Rebounds		Steals		Turnovers	
		On	Off	On	Off	On	Off	On	Off	On	Off	On	Off	On	Off	On	Off
1	Derek Culver	20:18	19:42	33 - 19	32 - 28	14	4	1.63	1.62	6	4	24	18	4	4	5	5
3	Gabe Osabuohien	17:02	22:58	25 - 18	40 - 29	7	11	1.47	1.74	4	6	18	24	5	3	6	4
4	Miles McBride	31:05	08:55	54 - 34	11 - 13	20	-2	1.74	1.23	8	2	35	7	7	1	6	4
5	Jordan McCabe	04:14	35:46	4 - 9	61 - 38	-5	23	0.94	1.71	1	9	3	39	0	8	3	7
10	Jermaine Haley	32:07	07:53	55 - 29	10 - 18	26	-8	1.71	1.27	9	1	36	6	7	1	6	4
11	Emmitt Matthews Jr.	13:31	26:29	23 - 23	42 - 24	0	18	1.70	1.59	2	8	13	29	2	6	2	8
12	Taz Sherman	21:32	18:28	35 - 26	30 - 21	9	9	1.63	1.62	7	3	22	20	4	4	2	8
14	Chase Harler	13:21	26:39	17 - 22	48 - 25	-5	23	1.27	1.80	2	8	10	32	2	6	5	5
22	Sean McNeil	22:52	17:08	40 - 26	25 - 21	14	4	1.75	1.46	5	5	24	18	5	3	9	1
34	Oscar Tshiebwe	23:58	16:02	39 - 29	26 - 18	10	8	1.63	1.62	6	4	25	17	4	4	6	4

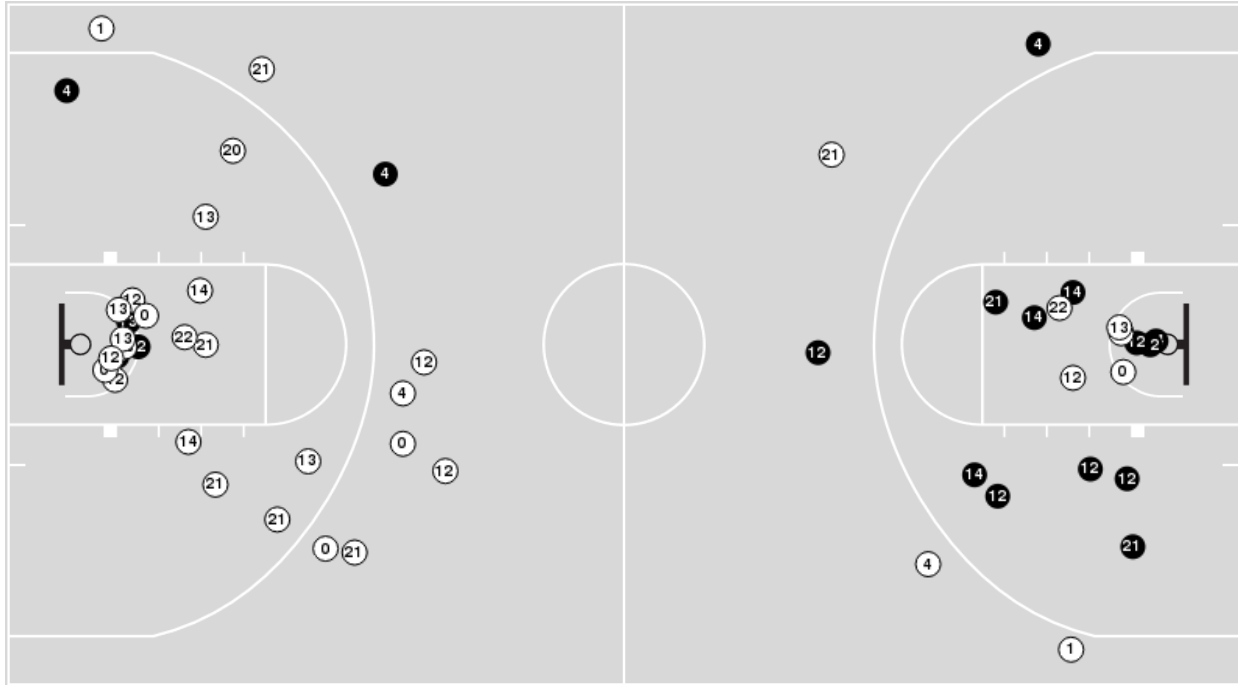


**Officials:** James Breeding, Roger Ayers, Chris Rastatter

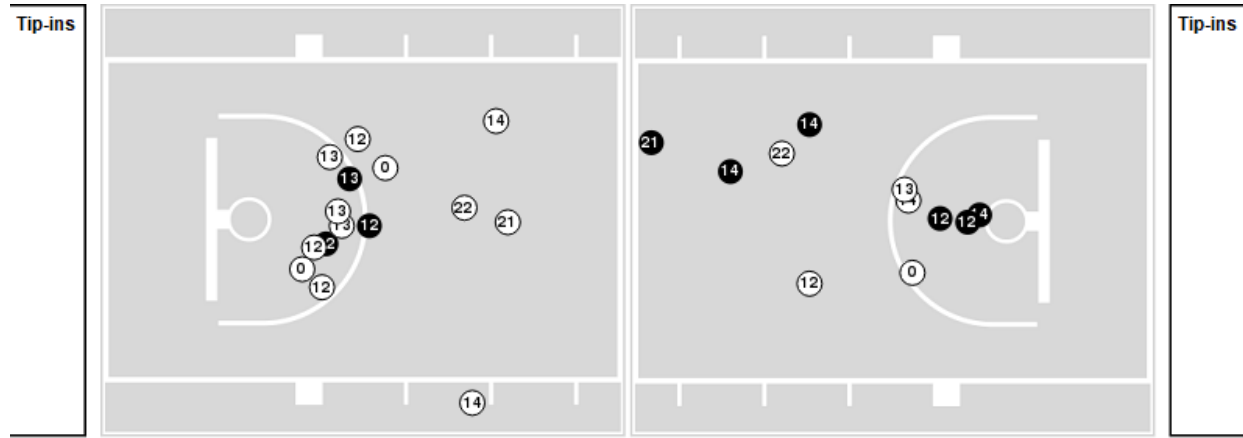
Players => 00, 1, 2, 4, 5, 12, 13, 14, 20, 21, 22, 31, 33, 35, 54, 05FG Types=>AllResults=>All

**Oklahoma St.**

**All Field Goals**



**Blow Up Chart**



● Made    ○ Missed    N - Player Number

Oklahoma St.	M/A	%
Field Goals	18/51	35
2 Points	15/37	41
3 Points	3/14	21
Free Throws	8/12	67

Oklahoma St.	M/A	%
Points in the Paint	18 (9 / 25)	36
Fast Break Points	13 (6/7)	86
Second Chance Points	0 (0/6)	0
Effective FG%	38	



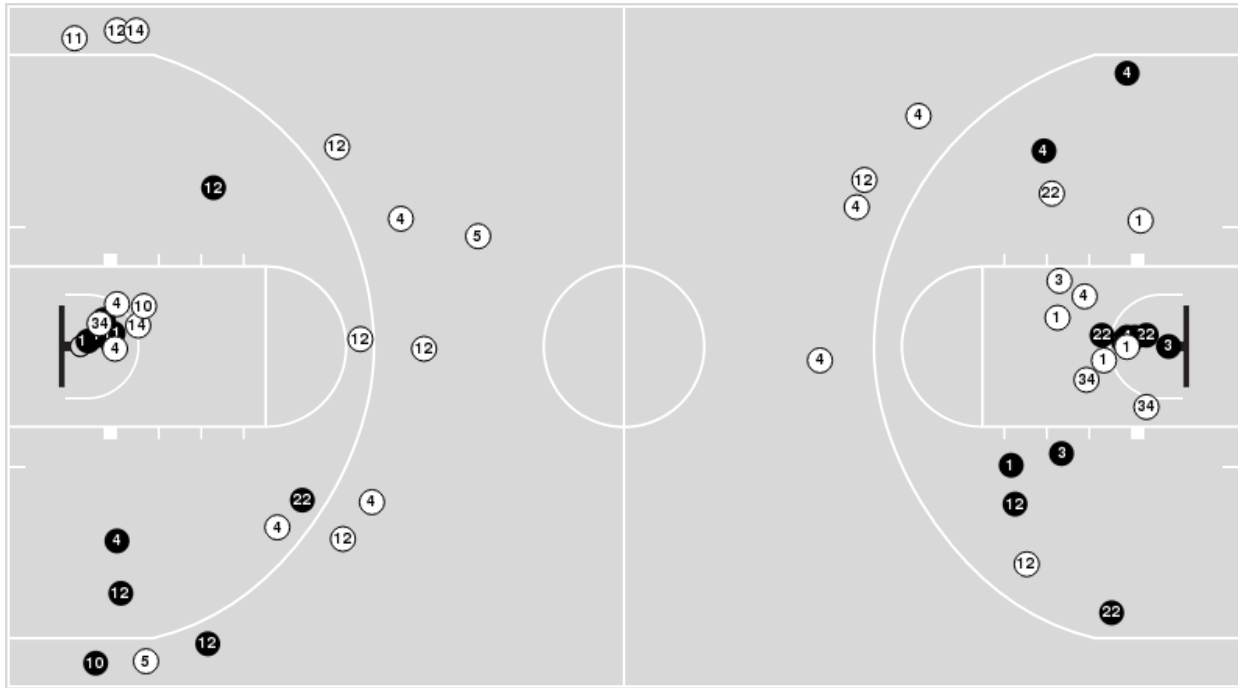


**Officials:** James Breeding, Roger Ayers, Chris Rastatter

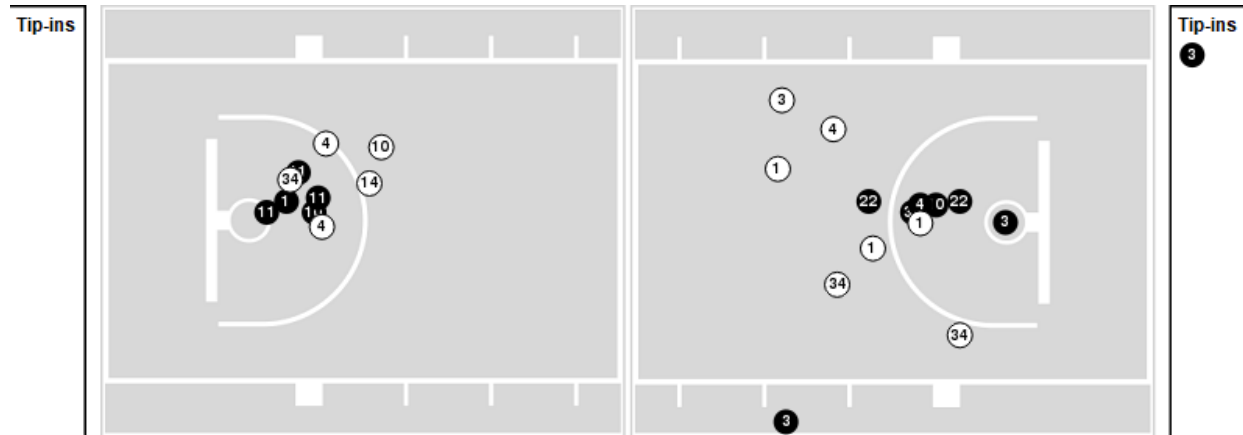
Players => AllFG Types=>AllResults=>All

**West Virginia**

**All Field Goals**



**Blow Up Chart**



● Made ○ Missed N - Player Number

West Virginia	M/A	%
Field Goals	23/54	43
2 Points	21/38	55
3 Points	2/16	12
Free Throws	17/26	65

West Virginia	M/A	%
Points in the Paint	22 (11 / 23)	48
Fast Break Points	8 (6/7)	86
Second Chance Points	14 (11/19)	58
Effective FG%	44	



**Oklahoma St. at West Virginia**

02/19/20 WVU Coliseum, Morgantown, W.Va.  
Oklahoma State at West Virginia

**Game Time:** 12:00 AM  
**Game Duration:** 2:05  
**Attendance:** 12,053

**Officials:** James Breeding, Roger Ayers, Chris Rastatter

**Oklahoma St.**

Lineup	Quarter On	Time On	Quarter Off	Time Off	Time on Court	Score	Score Diff	Reb	Stl	Tov	Ass	PPP
1- Laurent J/ 12- McGriff C/ 13- Likekele I/ 14- Anei Y/ 21- Waters, III L/	1	20:00	1	15:37	04:23	10-8	2	2	1	2	1	1.2500
1- Laurent J/ 4- Dziagwa T/ 12- McGriff C/ 13- Likekele I/ 21- Waters, III L/	1	15:37	1	13:25	02:12	0-0	0	3	0	1	0	0.0000
4- Dziagwa T/ 12- McGriff C/ 13- Likekele I/ 14- Anei Y/ 21- Waters, III L/	1	13:25	1	12:03	01:22	0-0	0	1	1	1	0	0.0000
00- Anderson, III A/ 4- Dziagwa T/ 12- McGriff C/ 14- Anei Y/ 21- Waters, III L/	1	12:03	1	09:50	02:13	7-4	3	0	0	0	1	2.3333
00- Anderson, III A/ 4- Dziagwa T/ 12- McGriff C/ 21- Waters, III L/ 22- Boone K/	1	09:50	1	09:17	00:33	2-0	2	0	0	0	1	2.0000
00- Anderson, III A/ 1- Laurent J/ 4- Dziagwa T/ 13- Likekele I/ 22- Boone K/	1	09:17	1	07:52	01:25	0-0	0	2	1	0	0	0.0000
1- Laurent J/ 4- Dziagwa T/ 12- McGriff C/ 13- Likekele I/ 14- Anei Y/	1	07:52	1	06:52	01:00	5-2	3	0	0	0	1	2.6596
1- Laurent J/ 12- McGriff C/ 13- Likekele I/ 14- Anei Y/ 21- Waters, III L/	1	06:52	1	05:11	01:41	4-4	0	0	0	0	1	2.0000
1- Laurent J/ 12- McGriff C/ 13- Likekele I/ 21- Waters, III L/ 22- Boone K/	1	05:11	1	04:47	00:24	0-0	0	1	0	1	0	0.0000
1- Laurent J/ 12- McGriff C/ 21- Waters, III L/ 22- Boone K/ 31- Mitchell D/	1	04:47	1	03:34	01:13	0-2	-2	0	0	0	0	0.0000
1- Laurent J/ 4- Dziagwa T/ 12- McGriff C/ 21- Waters, III L/ 22- Boone K/	1	03:34	1	02:15	01:19	2-3	-1	0	0	0	0	1.0000
00- Anderson, III A/ 1- Laurent J/ 4- Dziagwa T/ 12- McGriff C/ 22- Boone K/	1	02:15	1	01:19	00:56	0-2	-2	2	0	1	0	0.0000
00- Anderson, III A/ 1- Laurent J/ 4- Dziagwa T/ 12- McGriff C/ 14- Anei Y/	1	01:19	1	00:41	00:38	2-0	2	0	0	0	0	2.2727
00- Anderson, III A/ 1- Laurent J/ 4- Dziagwa T/ 12- McGriff C/ 22- Boone K/	1	00:41	1	00:04	00:37	0-0	0	1	0	0	0	0.0000
00- Anderson, III A/ 1- Laurent J/ 12- McGriff C/ 20- Boone K/ 22- Boone K/	1	00:04	1	00:04	00:00	1-0	1	0	0	0	0	2.2727
00- Anderson, III A/ 12- McGriff C/ 20- Boone K/ 22- Boone K/ 35- Roessink H/	1	00:04	2	20:00	00:04	0-3	-3	0	0	0	0	0.0000
1- Laurent J/ 12- McGriff C/ 13- Likekele I/ 14- Anei Y/ 21- Waters, III L/	2	20:00	2	15:33	04:27	0-8	-8	3	0	1	0	0.0000
4- Dziagwa T/ 12- McGriff C/ 13- Likekele I/ 21- Waters, III L/ 22- Boone K/	2	15:33	2	12:55	02:38	2-3	-1	4	0	1	0	0.6667
00- Anderson, III A/ 4- Dziagwa T/ 12- McGriff C/ 21- Waters, III L/ 22- Boone K/	2	12:55	2	12:00	00:55	0-2	-2	0	0	0	0	0.0000
00- Anderson, III A/ 4- Dziagwa T/ 12- McGriff C/ 13- Likekele I/ 14- Anei Y/	2	12:00	2	10:37	01:23	2-2	0	2	1	0	0	0.6667
00- Anderson, III A/ 1- Laurent J/ 4- Dziagwa T/ 12- McGriff C/ 13- Likekele I/	2	10:37	2	08:42	01:55	0-4	-4	3	0	0	0	0.0000
1- Laurent J/ 4- Dziagwa T/ 12- McGriff C/ 13- Likekele I/ 21- Waters, III L/	2	08:42	2	06:55	01:47	4-4	0	1	0	1	0	1.3333
4- Dziagwa T/ 12- McGriff C/ 13- Likekele I/ 14- Anei Y/ 21- Waters, III L/	2	06:55	2	05:20	01:35	1-2	-1	1	0	0	0	0.4098
4- Dziagwa T/ 12- McGriff C/ 13- Likekele I/ 21- Waters, III L/ 22- Boone K/	2	05:20	2	04:27	00:53	0-4	-4	0	0	1	0	0.0000
12- McGriff C/ 13- Likekele I/ 21- Waters, III L/ 22- Boone K/ 31- Mitchell D/	2	04:27	2	02:31	01:56	2-2	0	1	0	0	0	0.6944
4- Dziagwa T/ 12- McGriff C/ 13- Likekele I/ 21- Waters, III L/ 22- Boone K/	2	02:31	2	01:44	00:47	0-0	0	1	0	1	0	0.0000
00- Anderson, III A/ 4- Dziagwa T/ 12- McGriff C/ 13- Likekele I/ 22- Boone K/	2	01:44	2	01:33	00:11	3-1	2	0	0	0	1	3.0000
00- Anderson, III A/ 14- Anei Y/ 20- Boone K/ 31- Mitchell D/ 35- Roessink H/	2	01:33	2	00:00	01:33	0-5	-5	1	0	1	0	0.0000



**Oklahoma St. at West Virginia**

02/19/20 WVU Coliseum, Morgantown, W.Va.  
Oklahoma State at West Virginia

Game Time: 12:00 AM

Game Duration: 2:05

Attendance: 12,053

Officials: James Breeding, Roger Ayers, Chris Rastatter

**West Virginia**

Lineup	Quarter On	Time On	Quarter Off	Time Off	Time on Court	Score	Score Diff	Reb	Stl	Tov	Ass	PPP
4- McBride M/ 10- Haley J/ 11- Matthews Jr. E/ 12- Sherman T/ 34- Tshiebwe O/	1	20:00	1	13:25	06:35	8-10	-2	6	2	1	2	0.8097
1- Culver D/ 3- Osabuohien G/ 4- McBride M/ 10- Haley J/ 14- Harler C/	1	13:25	1	13:04	00:21	0-0	0	0	0	0	0	0.0000
1- Culver D/ 3- Osabuohien G/ 4- McBride M/ 14- Harler C/ 22- McNeil S/	1	13:04	1	12:06	00:58	0-0	0	1	1	1	0	0.0000
1- Culver D/ 3- Osabuohien G/ 5- McCabe J/ 14- Harler C/ 22- McNeil S/	1	12:06	1	09:50	02:16	4-7	-3	1	0	1	1	1.3333
3- Osabuohien G/ 5- McCabe J/ 14- Harler C/ 22- McNeil S/ 34- Tshiebwe O/	1	09:50	1	09:17	00:33	0-2	-2	0	0	1	0	0.0000
5- McCabe J/ 11- Matthews Jr. E/ 14- Harler C/ 22- McNeil S/ 34- Tshiebwe O/	1	09:17	1	07:52	01:25	0-0	0	2	0	1	0	0.0000
4- McBride M/ 11- Matthews Jr. E/ 12- Sherman T/ 14- Harler C/ 34- Tshiebwe O/	1	07:52	1	05:11	02:41	6-9	-3	2	0	0	0	2.0833
10- Haley J/ 12- Sherman T/ 14- Harler C/ 22- McNeil S/ 34- Tshiebwe O/	1	05:11	1	01:19	03:52	7-2	5	4	1	1	1	1.0174
1- Culver D/ 10- Haley J/ 12- Sherman T/ 14- Harler C/ 22- McNeil S/	1	01:19	1	00:30	00:49	0-2	-2	0	0	0	0	0.0000
1- Culver D/ 4- McBride M/ 10- Haley J/ 12- Sherman T/ 14- Harler C/	1	00:30	1	00:04	00:26	0-0	0	0	0	0	0	0.0000
1- Culver D/ 4- McBride M/ 10- Haley J/ 12- Sherman T/ 22- McNeil S/	1	00:04	2	20:00	00:04	3-1	2	0	0	0	1	3.0000
1- Culver D/ 4- McBride M/ 10- Haley J/ 12- Sherman T/ 34- Tshiebwe O/	2	20:00	2	17:19	02:41	6-0	6	4	0	0	2	1.5000
1- Culver D/ 3- Osabuohien G/ 4- McBride M/ 10- Haley J/ 12- Sherman T/	2	17:19	2	12:55	04:24	5-2	3	6	1	0	1	1.2887
1- Culver D/ 3- Osabuohien G/ 4- McBride M/ 10- Haley J/ 22- McNeil S/	2	12:55	2	09:45	03:10	4-2	2	5	0	1	0	0.6944
1- Culver D/ 4- McBride M/ 10- Haley J/ 11- Matthews Jr. E/ 22- McNeil S/	2	09:45	2	08:42	01:03	4-0	4	2	0	0	0	1.4493
4- McBride M/ 10- Haley J/ 11- Matthews Jr. E/ 22- McNeil S/ 34- Tshiebwe O/	2	08:42	2	06:55	01:47	5-4	1	1	0	0	0	1.5060
1- Culver D/ 4- McBride M/ 10- Haley J/ 22- McNeil S/ 34- Tshiebwe O/	2	06:55	2	05:20	01:35	1-1	0	3	0	1	0	0.3472
3- Osabuohien G/ 4- McBride M/ 10- Haley J/ 22- McNeil S/ 34- Tshiebwe O/	2	05:20	2	02:31	02:49	6-1	5	3	1	1	1	1.5000
1- Culver D/ 3- Osabuohien G/ 4- McBride M/ 10- Haley J/ 22- McNeil S/	2	02:31	2	00:00	02:31	6-4	2	2	2	1	1	1.2605



**Officials:** James Breeding, Roger Ayers, Chris Rastatter

**Oklahoma St.**

Lineup	Time	Score	Score Diff	Pts/Min	Reb	Stl	Tov	Ass	PPP
1- Laurent J/ 12- McGriff C/ 13- Likekele I/ 14- Anei Y/ 21- Waters, III L/	06:04	14-12	2	2.3077	2	1	2	2	1.4000
1- Laurent J/ 12- McGriff C/ 13- Likekele I/ 14- Anei Y/ 21- Waters, III L/	04:27	0-8	-8	0.0000	3	0	1	0	0.0000
4- Dziagwa T/ 12- McGriff C/ 13- Likekele I/ 21- Waters, III L/ 22- Boone K/	03:25	2-3	-1	0.5854	5	0	2	0	0.5000
00- Anderson, III A/ 4- Dziagwa T/ 12- McGriff C/ 14- Anei Y/ 21- Waters, III L/	02:13	7-4	3	3.1579	0	0	0	1	2.3333
1- Laurent J/ 4- Dziagwa T/ 12- McGriff C/ 13- Likekele I/ 21- Waters, III L/	02:12	0-0	0	0.0000	3	0	1	0	0.0000
12- McGriff C/ 13- Likekele I/ 21- Waters, III L/ 22- Boone K/ 31- Mitchell D/	01:56	2-2	0	1.0345	1	0	0	0	0.6944
00- Anderson, III A/ 1- Laurent J/ 4- Dziagwa T/ 12- McGriff C/ 13- Likekele I/	01:55	0-4	-4	0.0000	3	0	0	0	0.0000
1- Laurent J/ 4- Dziagwa T/ 12- McGriff C/ 13- Likekele I/ 21- Waters, III L/	01:47	4-4	0	2.2430	1	0	1	0	1.3333
4- Dziagwa T/ 12- McGriff C/ 13- Likekele I/ 14- Anei Y/ 21- Waters, III L/	01:35	1-2	-1	0.6316	1	0	0	0	0.4098
00- Anderson, III A/ 1- Laurent J/ 4- Dziagwa T/ 12- McGriff C/ 22- Boone K/	01:33	0-2	-2	0.0000	3	0	1	0	0.0000
00- Anderson, III A/ 14- Anei Y/ 20- Boone K/ 31- Mitchell D/ 35- Roessink H/	01:33	0-5	-5	0.0000	1	0	1	0	0.0000
00- Anderson, III A/ 1- Laurent J/ 4- Dziagwa T/ 13- Likekele I/ 22- Boone K/	01:25	0-0	0	0.0000	2	1	0	0	0.0000
00- Anderson, III A/ 4- Dziagwa T/ 12- McGriff C/ 13- Likekele I/ 14- Anei Y/	01:23	2-2	0	1.4458	2	1	0	0	0.6667
4- Dziagwa T/ 12- McGriff C/ 13- Likekele I/ 14- Anei Y/ 21- Waters, III L/	01:22	0-0	0	0.0000	1	1	1	0	0.0000
1- Laurent J/ 4- Dziagwa T/ 12- McGriff C/ 21- Waters, III L/ 22- Boone K/	01:19	2-3	-1	1.5190	0	0	0	0	1.0000
1- Laurent J/ 12- McGriff C/ 21- Waters, III L/ 22- Boone K/ 31- Mitchell D/	01:13	0-2	-2	0.0000	0	0	0	0	0.0000
1- Laurent J/ 4- Dziagwa T/ 12- McGriff C/ 13- Likekele I/ 14- Anei Y/	01:00	5-2	3	5.0000	0	0	0	1	2.6596
00- Anderson, III A/ 4- Dziagwa T/ 12- McGriff C/ 21- Waters, III L/ 22- Boone K/	00:55	0-2	-2	0.0000	0	0	0	0	0.0000
4- Dziagwa T/ 12- McGriff C/ 13- Likekele I/ 21- Waters, III L/ 22- Boone K/	00:53	0-4	-4	0.0000	0	0	1	0	0.0000
00- Anderson, III A/ 1- Laurent J/ 4- Dziagwa T/ 12- McGriff C/ 14- Anei Y/	00:38	2-0	2	3.1579	0	0	0	0	2.2727
00- Anderson, III A/ 4- Dziagwa T/ 12- McGriff C/ 21- Waters, III L/ 22- Boone K/	00:33	2-0	2	3.6364	0	0	0	1	2.0000
1- Laurent J/ 12- McGriff C/ 13- Likekele I/ 21- Waters, III L/ 22- Boone K/	00:24	0-0	0	0.0000	1	0	1	0	0.0000
00- Anderson, III A/ 4- Dziagwa T/ 12- McGriff C/ 13- Likekele I/ 22- Boone K/	00:11	3-1	2	16.3636	0	0	0	1	3.0000
00- Anderson, III A/ 12- McGriff C/ 20- Boone K/ 22- Boone K/ 35- Roessink H/	00:04	0-3	-3	0.0000	0	0	0	0	0.0000
00- Anderson, III A/ 1- Laurent J/ 12- McGriff C/ 20- Boone K/ 22- Boone K/	00:00	1-0	1	∞	0	0	0	0	2.2727



**Officials:** James Breeding, Roger Ayers, Chris Rastatter

**West Virginia**

Lineup	Time	Score	Score Diff	Pts/Min	Reb	Stl	Tov	Ass	PPP
4- McBride M/ 10- Haley J/ 11- Matthews Jr. E/ 12- Sherman T/ 34- Tshiebwe O/	06:35	8-10	-2	1.2152	6	2	1	2	0.8097
1- Culver D/ 3- Osabuohien G/ 4- McBride M/ 10- Haley J/ 22- McNeil S/	05:41	10-6	4	1.7595	7	2	2	1	0.9506
1- Culver D/ 3- Osabuohien G/ 4- McBride M/ 10- Haley J/ 12- Sherman T/	04:24	5-2	3	1.1364	6	1	0	1	1.2887
10- Haley J/ 12- Sherman T/ 14- Harler C/ 22- McNeil S/ 34- Tshiebwe O/	03:52	7-2	5	1.8103	4	1	1	1	1.0174
3- Osabuohien G/ 4- McBride M/ 10- Haley J/ 22- McNeil S/ 34- Tshiebwe O/	02:49	6-1	5	2.1302	3	1	1	1	1.5000
4- McBride M/ 11- Matthews Jr. E/ 12- Sherman T/ 14- Harler C/ 34- Tshiebwe O/	02:41	6-9	-3	2.2360	2	0	0	0	2.0833
1- Culver D/ 4- McBride M/ 10- Haley J/ 12- Sherman T/ 34- Tshiebwe O/	02:41	6-0	6	2.2360	4	0	0	2	1.5000
1- Culver D/ 3- Osabuohien G/ 5- McCabe J/ 14- Harler C/ 22- McNeil S/	02:16	4-7	-3	1.7647	1	0	1	1	1.3333
4- McBride M/ 10- Haley J/ 11- Matthews Jr. E/ 22- McNeil S/ 34- Tshiebwe O/	01:47	5-4	1	2.8037	1	0	0	0	1.5060
1- Culver D/ 4- McBride M/ 10- Haley J/ 22- McNeil S/ 34- Tshiebwe O/	01:35	1-1	0	0.6316	3	0	1	0	0.3472
5- McCabe J/ 11- Matthews Jr. E/ 14- Harler C/ 22- McNeil S/ 34- Tshiebwe O/	01:25	0-0	0	0.0000	2	0	1	0	0.0000
1- Culver D/ 4- McBride M/ 10- Haley J/ 11- Matthews Jr. E/ 22- McNeil S/	01:03	4-0	4	3.8095	2	0	0	0	1.4493
1- Culver D/ 3- Osabuohien G/ 4- McBride M/ 14- Harler C/ 22- McNeil S/	00:58	0-0	0	0.0000	1	1	1	0	0.0000
1- Culver D/ 10- Haley J/ 12- Sherman T/ 14- Harler C/ 22- McNeil S/	00:49	0-2	-2	0.0000	0	0	0	0	0.0000
3- Osabuohien G/ 5- McCabe J/ 14- Harler C/ 22- McNeil S/ 34- Tshiebwe O/	00:33	0-2	-2	0.0000	0	0	1	0	0.0000
1- Culver D/ 4- McBride M/ 10- Haley J/ 12- Sherman T/ 14- Harler C/	00:26	0-0	0	0.0000	0	0	0	0	0.0000
1- Culver D/ 3- Osabuohien G/ 4- McBride M/ 10- Haley J/ 14- Harler C/	00:21	0-0	0	0.0000	0	0	0	0	0.0000
1- Culver D/ 4- McBride M/ 10- Haley J/ 12- Sherman T/ 22- McNeil S/	00:04	3-1	2	45.0000	0	0	0	1	3.0000