



Officials: Doug Simons, Jeffrey Anderson, Marques Pettigrew

West Virginia - 81

Record: 16-4 (4-3)

NO.	Name	F	Min	FG	3P	FT	Rebounds			Fouls		TP	AS	TO	ST	Blocks		+/-
				M-A	M-A	M-A	OR	DR	TOT	PF	FD					BS	BA	
1	Derek Culver	F	17:22	1-3	0-0	14-16	1	1	2	4	9	16	0	0	1	0	0	-1
11	Emmitt Matthews Jr.	F	16:28	3-6	0-1	0-0	1	1	2	2	0	6	0	0	0	0	0	-13
34	Oscar Tshiebwe	F	21:07	1-2	0-0	2-2	0	3	3	2	2	4	0	1	3	2	0	-14
5	Jordan McCabe	G	14:39	1-7	0-3	1-2	0	0	0	1	1	3	1	1	0	0	0	-4
10	Jermaine Haley	G	16:21	3-7	0-1	4-5	2	1	3	4	3	10	0	0	1	0	2	-11
14	Chase Harler		25:17	2-8	2-6	0-0	1	0	1	3	0	6	2	1	1	0	3	-7
3	Gabe Osabuohien		28:38	5-8	0-0	5-6	2	2	4	4	6	15	0	4	0	1	2	-1
4	Miles McBride		26:23	3-7	0-2	4-6	0	1	1	4	3	10	1	3	1	0	0	2
12	Taz Sherman		22:42	3-7	2-4	3-3	0	0	0	2	2	11	1	0	1	0	0	8
31	Logan Routt		06:16	0-0	0-0	0-1	1	1	2	0	1	0	0	0	1	0	0	-1
22	Sean McNeil		04:47	0-2	0-1	0-0	0	1	1	0	0	0	0	1	0	0	0	2
Team							4	0	4			0		0				
Totals				22-57	4-18	33-41	12	11	23	26	27	81	5	11	9	3	7	-8

Shooting By Period			
1 st	FG%	12-33	36.4%
	3PT%	2-9	22.2%
	FT%	12-15	80%
2 nd	FG%	10-24	41.7%
	3PT%	2-9	22.2%
	FT%	21-26	80.8%
GM	FG%	22-57	38.6%
	3PT%	4-18	22.2%
	FT%	33-41	80.5%

Dead Ball Rebounds: 8, 0

Technical Fouls: Haley 2nd 17:33 Tshiebwe 2nd 16:20 Osabuohien 2nd 5:36

Texas Tech - 89

Record: 13-7 (4-3)

NO.	Name	F	Min	FG	3P	FT	Rebounds			Fouls		TP	AS	TO	ST	Blocks		+/-
				M-A	M-A	M-A	OR	DR	TOT	PF	FD					BS	BA	
22	TJ Holyfield	F	33:55	4-7	1-1	2-2	2	3	5	3	2	11	1	5	0	4	2	6
0	Kyler Edwards	G	22:41	2-6	0-2	1-2	1	1	2	5	1	5	2	6	1	0	0	18
1	Terrence Shannon, Jr.	G	30:45	5-8	1-1	12-14	1	6	7	4	9	23	4	1	2	0	0	6
3	Jahmi'us Ramsey	G	35:09	7-11	5-8	2-3	0	5	5	4	4	21	1	3	0	2	0	11
25	Davide Moretti	G	34:46	6-10	4-5	9-9	0	1	1	5	4	25	2	4	2	0	0	20
54	Russel Tchewa		03:51	0-2	0-0	0-0	1	0	1	2	1	0	0	0	0	0	0	-4
44	Chris Clarke		24:36	1-2	0-0	0-0	1	5	6	3	1	2	7	3	0	1	1	7
21	Avery Benson		06:30	0-0	0-0	0-0	0	0	0	1	0	0	0	0	0	0	0	-19
2	Clarence Nadolny		07:47	0-0	0-0	2-2	0	1	1	1	1	2	0	0	0	0	0	-5
Team							3	1	4			0		0				
Totals				25-46	11-17	28-32	9	23	32	28	23	89	17	22	5	7	3	8

Shooting By Period			
1 st	FG%	11-21	52.4%
	3PT%	4-7	57.1%
	FT%	16-18	88.9%
2 nd	FG%	14-25	56.0%
	3PT%	7-10	70.0%
	FT%	12-14	85.7%
GM	FG%	25-46	54.3%
	3PT%	11-17	64.7%
	FT%	28-32	87.5%

Dead Ball Rebounds: 5, 0

Technical Fouls: Shannon, Jr. 2nd 18:50

	WVU	TTU
Biggest lead	0 (1 st 20:00)	15 (2 nd 12:46)
Best Scoring Run	7 (1 st 12:25)	8 (2 nd 14:52)
Lead Changes	0	
Times Tied	2	
Time with Lead	00:00	38:51

Points from	WVU	TTU
Turnovers	29	14
Paint	28	20
Second Chance	14	11
Fast Breaks	7	8
Bench	42	4

	Period by Period Scoring		
	1st	2nd	TOT
WVU	38	43	81
TTU	42	47	89



Period 1

Quarter Starters:

TTU	0 Edwards K	1 Shannon, Jr. T	3 Ramsey J	22 Holyfield T	25 Moretti D
WVU	1 Culver D	5 McCabe J	10 Haley J	11 Matthews Jr. E	34 Tshiebwe O

Game Time	TTU	Score	Diff	WVU
20:00	22 HOLYFIELD T jumpball lost			34 TSHIEBWE O jumpball won
19:44	25 MORETTI D steal (1)			5 MCCABE J turnover lost ball (1)
19:39	1 SHANNON, JR. T 2pt FG fast break in the paint, dunk, made (2)	2-0	2	
19:39	0 EDWARDS K assist (1)			
19:20				1 CULVER D 2pt FG in the paint, layup missed
19:15				10 HALEY J offensive rebound (1)
19:15		2-2	0	10 HALEY J 2pt FG in the paint, layup made (2)
19:03	0 EDWARDS K turnover lost ball (1)			10 HALEY J steal (1)
18:56				10 HALEY J 2pt FG in the paint, layup blocked
18:56	3 RAMSEY J block (1)			
18:55	1 SHANNON, JR. T defensive rebound (1)			
18:55	1 SHANNON, JR. T foul drawn (1)			10 HALEY J foul personal (1 - 1)
18:41	25 MORETTI D foul drawn (1)			5 MCCABE J foul personal (1 - 2)
18:30	25 MORETTI D 3pt FG , jump shot made (3)	5-2	3	
18:30	22 HOLYFIELD T assist (1)			
18:03				10 HALEY J 3pt FG , jump shot missed
18:01				1 CULVER D offensive rebound (1)
18:01	0 EDWARDS K foul shooting (1 - 1)			1 CULVER D foul drawn (1)
18:01		5-3	2	1 CULVER D free throw 1 - 2 made (1)
18:01		5-4	1	1 CULVER D free throw 2 - 2 made (2)
17:45	1 SHANNON, JR. T foul drawn (2)			11 MATTHEWS JR. E foul shooting (1 - 3)
17:45	1 SHANNON, JR. T free throw 1 - 2 made (3)	6-4	2	
17:45	22 HOLYFIELD T substitution out			
17:45	54 TCHEWA R substitution in			
17:45	1 SHANNON, JR. T free throw 2 - 2 made (4)	7-4	3	
17:21				11 MATTHEWS JR. E 2pt FG in the paint, layup missed
17:17	3 RAMSEY J defensive rebound (1)			
17:09	3 RAMSEY J foul drawn (1)			11 MATTHEWS JR. E foul personal (2 - 4)
17:09	1 SHANNON, JR. T substitution out			
17:09	54 TCHEWA R substitution out			
17:09	22 HOLYFIELD T substitution in			
17:09	44 CLARKE C substitution in			
17:09				11 MATTHEWS JR. E substitution out
17:09				14 HARLER C substitution in
16:49	44 CLARKE C turnover lost ball (1)			
16:37				34 TSHIEBWE O 2pt FG in the paint, layup missed
16:34	44 CLARKE C defensive rebound (1)			
16:29	3 RAMSEY J 3pt FG , jump shot made (3)	10-4	6	
16:29	25 MORETTI D assist (1)			
16:24				Timeout 30 Sec
16:24	44 CLARKE C substitution out			
16:24	1 SHANNON, JR. T substitution in			



Official Basketball Play by Play - First Half
West Virginia at Texas Tech
 01/30/20 United Supermarkets Arena, Lubbock
 2019-20 Men's Basketball

Game Time: 1:00 AM
Game Duration: 2:31
Attendance: 13,586

Officials: Doug Simons, Jeffrey Anderson, Marques Pettigrew

Game Time	TTU	Score	Diff	WVU
16:24				5 MCCABE J substitution out
16:24				34 TSHIEBWE O substitution out
16:24				3 OSABUOHIE G substitution in
16:24				4 MCBRIDE M substitution in
16:04	0 EDWARDS K steal (1)			3 OSABUOHIE G turnover bad pass (1)
15:56	25 MORETTI D 2pt FG in the paint, layup made (5)	12-4	8	
15:56	1 SHANNON, JR. T assist (1)			
15:56	0 EDWARDS K substitution out			
15:56	21 BENSON A substitution in			
15:26	22 HOLYFIELD T foul shooting (1 - 2)			1 CULVER D foul drawn (2)
15:26		12-5	7	1 CULVER D free throw 1 - 2 made (3)
15:26	21 BENSON A substitution out			
15:26	0 EDWARDS K substitution in			
15:26		12-6	6	1 CULVER D free throw 2 - 2 made (4)
15:17	3 RAMSEY J turnover bad pass (1)			
15:17				10 HALEY J substitution out
15:17				12 SHERMAN T substitution in
14:59				4 MCBRIDE M turnover travel (1)
14:40	0 EDWARDS K 2pt FG in the paint, jump shot missed			
14:36	22 HOLYFIELD T offensive rebound (1)			
14:32	3 RAMSEY J foul drawn (2)			12 SHERMAN T foul shooting (1 - 5)
14:32	3 RAMSEY J free throw 1 - 2 made (4)	13-6	7	
14:32	22 HOLYFIELD T substitution out			
14:32	54 TCHEWA R substitution in			
14:32				4 MCBRIDE M substitution out
14:32				5 MCCABE J substitution in
14:32	3 RAMSEY J free throw 2 - 2 made (5)	14-6	8	
14:32	3 RAMSEY J substitution out			
14:32	21 BENSON A substitution in			
14:23		14-8	6	3 OSABUOHIE G 2pt FG in the paint, layup made (2)
14:23	0 EDWARDS K foul shooting (2 - 3)			3 OSABUOHIE G foul drawn (1)
14:23				3 OSABUOHIE G free throw 1 - 1 missed
14:22	1 SHANNON, JR. T defensive rebound (2)			
14:03	0 EDWARDS K turnover lost ball (2)			
13:42				5 MCCABE J 3pt FG , jump shot missed
13:39				3 OSABUOHIE G offensive rebound (1)
13:36				3 OSABUOHIE G 2pt FG in the paint, layup missed
13:33				14 HARLER C offensive rebound (1)
13:32				12 SHERMAN T 2pt FG outside the paint, jump shot missed
13:32				offensive dead ball rebound (1)
13:32	54 TCHEWA R foul drawn (1)			1 CULVER D foul personal (1 - 6)
13:32	0 EDWARDS K substitution out			
13:32	1 SHANNON, JR. T substitution out			
13:32	3 RAMSEY J substitution in			
13:32	22 HOLYFIELD T substitution in			
13:32				1 CULVER D substitution out
13:32				34 TSHIEBWE O substitution in
13:19	54 TCHEWA R substitution out			
13:19	44 CLARKE C substitution in			



Officials: Doug Simons, Jeffrey Anderson, Marques Pettigrew

Game Time	TTU	Score	Diff	WVU
13:11	3 RAMSEY J foul offensive (1 - 4)			3 OSABUOHIE G foul drawn (2)
13:11	3 RAMSEY J turnover offensive (2)			
12:50		14-11	3	14 HARLER C 3pt FG , jump shot made (3)
12:50				5 MCCABE J assist (1)
12:35	22 HOLYFIELD T turnover travel (1)			
12:25		14-13	1	5 MCCABE J 2pt FG in the paint, layup made (2)
12:15	44 CLARKE C 2pt FG in the paint, layup blocked			
12:15				34 TSHIEBWE O block (1)
12:15	offensive rebound (6)			
12:15	21 BENSON A substitution out			
12:15	0 EDWARDS K substitution in			
12:13	25 MORETTI D 2pt FG outside the paint, jump shot missed			
12:10	44 CLARKE C offensive rebound (2)			
12:08	22 HOLYFIELD T 2pt FG in the paint, layup blocked			
12:08				3 OSABUOHIE G block (1)
12:08	offensive rebound (8)			
12:04	0 EDWARDS K 2pt FG in the paint, jump shot made (2)	16-13	3	
12:04	44 CLARKE C assist (1)			
11:51				5 MCCABE J 2pt FG outside the paint, jump shot missed
11:50				offensive dead ball rebound (2)
11:50	44 CLARKE C foul personal (1 - 5)			34 TSHIEBWE O foul drawn (1)
11:50	Timeout media			
11:50	0 EDWARDS K substitution out			
11:50	22 HOLYFIELD T substitution out			
11:50	1 SHANNON, JR. T substitution in			
11:50	54 TCHEWA R substitution in			
11:50				3 OSABUOHIE G substitution out
11:50				1 CULVER D substitution in
11:49				12 SHERMAN T 2pt FG outside the paint, jump shot missed
11:45	1 SHANNON, JR. T defensive rebound (3)			
11:30	25 MORETTI D 3pt FG , jump shot made (8)	19-13	6	
11:30	44 CLARKE C assist (2)			
11:10				5 MCCABE J 3pt FG , jump shot missed
11:07	3 RAMSEY J defensive rebound (2)			
11:00	54 TCHEWA R 2pt FG in the paint, layup missed			
10:57	54 TCHEWA R offensive rebound (1)			
10:56	54 TCHEWA R 2pt FG in the paint, layup missed			
10:53				1 CULVER D defensive rebound (2)
10:40		19-15	4	34 TSHIEBWE O 2pt FG outside the paint, jump shot made (2)
10:40				12 SHERMAN T assist (1)
10:19	1 SHANNON, JR. T 2pt FG outside the paint, jump shot missed			
10:17				34 TSHIEBWE O defensive rebound (1)
10:12	54 TCHEWA R foul personal (1 - 6)			1 CULVER D foul drawn (3)
10:12	54 TCHEWA R substitution out			
10:12	22 HOLYFIELD T substitution in			
10:12				5 MCCABE J substitution out
10:12				4 MCBRIDE M substitution in
10:07				4 MCBRIDE M turnover (2)
09:55	1 SHANNON, JR. T substitution out			



Officials: Doug Simons, Jeffrey Anderson, Marques Pettigrew

Game Time	TTU	Score	Diff	WVU
09:55	0 EDWARDS K substitution in			
09:58	0 EDWARDS K turnover lost ball (3)			1 CULVER D steal (1)
09:55		19-17	2	1 CULVER D 2pt FG fast break in the paint, layup made (6)
09:27	22 HOLYFIELD T turnover lost ball (2)			34 TSHIEBWE O steal (1)
09:18				14 HARLER C 3pt FG , jump shot missed
09:17				offensive dead ball rebound (3)
09:17	25 MORETTI D foul drawn (2)			1 CULVER D foul personal (2 - 7)
09:17	44 CLARKE C substitution out			
09:17	1 SHANNON, JR. T substitution in			
09:17				1 CULVER D substitution out
09:17				3 OSABUOHEN G substitution in
09:17	25 MORETTI D 1&1 free throw 1 made (9)	20-17	3	
09:17	25 MORETTI D 1&1 free throw 2 made (10)	21-17	4	
09:17	25 MORETTI D substitution out			
09:17	2 NADOLNY C substitution in			
09:17	0 EDWARDS K substitution out			
09:17	21 BENSON A substitution in			
08:59		21-19	2	4 MCBRIDE M 2pt FG in the paint, layup made (2)
08:32	3 RAMSEY J foul offensive (2 - 7)			3 OSABUOHEN G foul drawn (3)
08:32	3 RAMSEY J turnover offensive (3)			
08:19	1 SHANNON, JR. T foul shooting (1 - 8)			3 OSABUOHEN G foul drawn (4)
08:19		21-20	1	3 OSABUOHEN G free throw 1 - 2 made (3)
08:19	3 RAMSEY J substitution out			
08:19	25 MORETTI D substitution in			
08:19				12 SHERMAN T substitution out
08:19				10 HALEY J substitution in
08:19		21-21	0	3 OSABUOHEN G free throw 2 - 2 made (4)
08:19	21 BENSON A substitution out			
08:19	0 EDWARDS K substitution in			
08:16	2 NADOLNY C foul drawn (1)			14 HARLER C foul personal (1 - 8)
08:16	2 NADOLNY C 1&1 free throw 1 made (1)	22-21	1	
08:16	2 NADOLNY C 1&1 free throw 2 made (2)	23-21	2	
08:07				3 OSABUOHEN G turnover lost ball (2)
07:36	1 SHANNON, JR. T 2pt FG in the paint, layup made (6)	25-21	4	
07:07				10 HALEY J 2pt FG in the paint, layup missed
07:05				10 HALEY J offensive rebound (2)
07:05	25 MORETTI D foul personal (1 - 9)			10 HALEY J foul drawn (1)
07:05	Timeout media			
07:05		25-22	3	10 HALEY J 1&1 free throw 1 made (3)
07:05		25-23	2	10 HALEY J 1&1 free throw 2 made (4)
07:04	0 EDWARDS K turnover bad pass (4)			34 TSHIEBWE O steal (2)
06:46				10 HALEY J 2pt FG in the paint, layup blocked
06:46	22 HOLYFIELD T block (1)			
06:46	22 HOLYFIELD T defensive rebound (2)			
06:21	1 SHANNON, JR. T 2pt FG in the paint, layup made (8)	27-23	4	
06:10	2 NADOLNY C foul personal (1 - 10)			4 MCBRIDE M foul drawn (1)
06:10		27-24	3	4 MCBRIDE M free throw 1 - 2 made (3)
06:10	1 SHANNON, JR. T substitution out			
06:10	2 NADOLNY C substitution out			



Officials: Doug Simmons, Jeffrey Anderson, Marques Pettigrew

Game Time	TTU	Score	Diff	WVU
06:10	3 RAMSEY J substitution in			
06:10	44 CLARKE C substitution in			
06:10				4 MCBRIDE M free throw 2 - 2 missed
06:10	22 HOLYFIELD T defensive rebound (3)			
05:56	22 HOLYFIELD T foul drawn (1)			34 TSHIEBWE O foul flagrant 1 (1 - 9)
05:56	22 HOLYFIELD T free throw 1 - 2 made (1)	28-24	4	
05:56	22 HOLYFIELD T free throw 2 - 2 made (2)	29-24	5	
05:56	0 EDWARDS K 3pt FG , jump shot missed			
05:56				10 HALEY J defensive rebound (3)
05:54		29-26	3	10 HALEY J 2pt FG fast break in the paint, layup made (6)
05:41	25 MORETTI D foul shooting (2 - 11)			10 HALEY J foul drawn (2)
05:16				10 HALEY J free throw fast break 1 - 1 missed
05:16	44 CLARKE C defensive rebound (3)			
05:16	22 HOLYFIELD T 2pt FG outside the paint, jump shot made (4)	31-26	5	
05:16	44 CLARKE C assist (3)			
05:14				14 HARLER C 2pt FG in the paint, layup blocked
05:14	44 CLARKE C block (1)			
05:08				offensive rebound (9)
05:04				34 TSHIEBWE O substitution out
05:04				31 ROUTT L substitution in
04:47	22 HOLYFIELD T substitution out			
04:47	1 SHANNON, JR. T substitution in			
04:44				4 MCBRIDE M 3pt FG , jump shot missed
04:42	defensive rebound (15)			
04:26	44 CLARKE C 2pt FG in the paint, layup made (2)	33-26	7	
04:26	3 RAMSEY J assist (1)			
04:16				Timeout 30 Sec
04:16				31 ROUTT L substitution out
04:16				11 MATTHEWS JR. E substitution in
03:56				14 HARLER C 3pt FG , jump shot missed
03:52	0 EDWARDS K defensive rebound (1)			
03:47	3 RAMSEY J 3pt FG , jump shot made (8)	36-26	10	
03:47	0 EDWARDS K assist (2)			
03:26	25 MORETTI D foul drawn (3)			14 HARLER C foul offensive (2 - 10)
03:26				14 HARLER C turnover offensive (1)
03:26				14 HARLER C substitution out
03:26				22 MCNEIL S substitution in
03:12	3 RAMSEY J 3pt FG , jump shot missed			
03:08				3 OSABUOHEN G defensive rebound (2)
03:01				22 MCNEIL S 3pt FG , jump shot missed
02:58				11 MATTHEWS JR. E offensive rebound (1)
02:57		36-28	8	11 MATTHEWS JR. E 2pt FG in the paint, layup made (2)
02:57	44 CLARKE C substitution out			
02:57	22 HOLYFIELD T substitution in			
02:50	25 MORETTI D turnover bad pass (1)			
02:40	25 MORETTI D steal (2)			22 MCNEIL S turnover lost ball (1)
02:35	3 RAMSEY J 3pt FG , jump shot missed			
02:33				22 MCNEIL S defensive rebound (1)
02:26	1 SHANNON, JR. T steal (1)			4 MCBRIDE M turnover bad pass (3)



Officials: Doug Simons, Jeffrey Anderson, Marques Pettigrew

Game Time	TTU	Score	Diff	WVU
02:20	1 SHANNON, JR. T foul drawn (3)			4 MCBRIDE M foul shooting (1 - 11)
02:20	1 SHANNON, JR. T free throw fast break 1 - 2 made (9)	37-28	9	
02:20	25 MORETTI D substitution out			
02:20	21 BENSON A substitution in			
02:20				4 MCBRIDE M substitution out
02:20				5 MCCABE J substitution in
02:20	1 SHANNON, JR. T free throw fast break 2 - 2 made (10)	38-28	10	
02:20	3 RAMSEY J substitution out			
02:20	2 NADOLNY C substitution in			
02:07				22 MCNEIL S 2pt FG outside the paint, jump shot missed
02:06				offensive dead ball rebound (4)
02:06	1 SHANNON, JR. T foul drawn (4)			10 HALEY J foul personal (2 - 12)
02:06	1 SHANNON, JR. T free throw 1 - 2 missed			
02:06	offensive dead ball rebound (1)			
02:06				10 HALEY J substitution out
02:06				22 MCNEIL S substitution out
02:06				12 SHERMAN T substitution in
02:06				14 HARLER C substitution in
02:06	1 SHANNON, JR. T free throw 2 - 2 made (11)	39-28	11	
01:41		39-30	9	11 MATTHEWS JR. E 2pt FG outside the paint, jump shot made (4)
01:19	22 HOLYFIELD T turnover bad pass (3)			12 SHERMAN T steal (1)
01:09				5 MCCABE J 2pt FG outside the paint, jump shot missed
01:05	1 SHANNON, JR. T defensive rebound (4)			
01:02	1 SHANNON, JR. T foul drawn (5)			14 HARLER C foul shooting (3 - 13)
01:02	1 SHANNON, JR. T free throw fast break 1 - 2 made (12)	40-30	10	
01:02				14 HARLER C substitution out
01:02				4 MCBRIDE M substitution in
01:02	1 SHANNON, JR. T free throw fast break 2 - 2 made (13)	41-30	11	
01:02	1 SHANNON, JR. T substitution out			
01:02	54 TCHEWA R substitution in			
00:51				11 MATTHEWS JR. E 2pt FG outside the paint, jump shot missed
00:51				3 OSABUOHEN G offensive rebound (3)
00:48	54 TCHEWA R foul shooting (2 - 12)			3 OSABUOHEN G foul drawn (5)
00:48		41-31	10	3 OSABUOHEN G free throw 1 - 2 made (5)
00:48	2 NADOLNY C substitution out			
00:48	21 BENSON A substitution out			
00:48	54 TCHEWA R substitution out			
00:48	1 SHANNON, JR. T substitution in			
00:48	3 RAMSEY J substitution in			
00:48	25 MORETTI D substitution in			
00:48		41-32	9	3 OSABUOHEN G free throw 2 - 2 made (6)
00:42	22 HOLYFIELD T turnover travel (4)			
00:42	0 EDWARDS K substitution out			
00:42	3 RAMSEY J substitution out			
00:42	25 MORETTI D substitution out			
00:42	2 NADOLNY C substitution in			
00:42	21 BENSON A substitution in			
00:42	54 TCHEWA R substitution in			



Officials: Doug Simons, Jeffrey Anderson, Marques Pettigrew

Game Time	TTU	Score	Diff	WVU
00:32		41-35	6	12 SHERMAN T 3pt FG , jump shot made (3)
00:31	21 BENSON A foul shooting (1 - 13)			12 SHERMAN T foul drawn (1)
00:31	2 NADOLNY C substitution out			
00:31	21 BENSON A substitution out			
00:31	3 RAMSEY J substitution in			
00:31	25 MORETTI D substitution in			
00:31				11 MATTHEWS JR. E substitution out
00:31				31 ROUTT L substitution in
00:31		41-36	5	12 SHERMAN T free throw 1 - 1 made (4)
00:31	54 TCHEWA R substitution out			
00:31	0 EDWARDS K substitution in			
00:21	0 EDWARDS K foul drawn (1)			12 SHERMAN T foul personal (2 - 14)
00:21	0 EDWARDS K free throw 1 - 2 missed			
00:21	offensive dead ball rebound (2)			
00:21				31 ROUTT L substitution out
00:21				11 MATTHEWS JR. E substitution in
00:21	0 EDWARDS K free throw 2 - 2 made (3)	42-36	6	
00:07		42-38	4	3 OSABUOH IEN G 2pt FG in the paint, layup made (8)
END OF PERIOD				
TTU 42-38 WVU				



Officials: Doug Simons, Jeffrey Anderson, Marques Pettigrew

West Virginia - 38

NO.	Name	Min	FG			Rebounds			Fouls		TP	AS	TO	ST	Blocks		+/-
			M-A	3P	FT	OR	DR	TOT	PF	FD					BS	BA	
1	Derek Culver	F 09:01	1-2	0-0	4-4	1	1	2	2	3	6	0	0	1	0	0	-5
11	Emmitt Matthews Jr.	F 06:56	2-4	0-0	0-0	1	0	1	2	0	4	0	0	0	0	0	-1
34	Oscar Tshiebwe	F 12:04	1-2	0-0	0-0	0	1	1	1	1	2	0	0	2	1	0	-5
5	Jordan McCabe	G 10:16	1-5	0-2	0-0	0	0	0	1	0	2	1	1	0	0	0	2
10	Jermaine Haley	G 10:56	2-6	0-1	2-3	2	1	3	2	2	6	0	0	1	0	2	-15
14	Chase Harler	14:47	1-4	1-3	0-0	1	0	1	3	0	3	0	1	0	0	1	-7
3	Gabe Osabuohien	13:51	2-3	0-0	4-5	2	1	3	0	5	8	0	2	0	1	0	1
4	Miles McBride	10:46	1-2	0-1	1-2	0	0	0	1	1	3	0	3	0	0	0	0
12	Taz Sherman	09:04	1-3	1-1	1-1	0	0	0	2	1	4	1	0	1	0	0	11
31	Logan Routt	00:59	0-0	0-0	0-0	0	0	0	0	0	0	0	0	0	0	0	-1
22	Sean McNeil	01:20	0-2	0-1	0-0	0	1	1	0	0	0	0	1	0	0	0	0
Team						1	0	1			0		0				
Totals			12-33	2-9	12-15	8	5	13	14	13	38	2	8	5	2	3	-4

Shooting By Period		
1st FG%	12-33	36.4%
3PT%	2-9	22.2%
FT%	12-15	80%
GM FG%	12-33	36.4%
3PT%	2-9	22.2%
FT%	12-15	80.0%

Dead Ball Rebounds: 4, 0

Technical Fouls::NONE

Texas Tech - 42

NO.	Name	Min	FG			Rebounds			Fouls		TP	AS	TO	ST	Blocks		+/-
			M-A	3P	FT	OR	DR	TOT	PF	FD					BS	BA	
22	TJ Holyfield	F 14:56	1-2	0-0	2-2	1	2	3	1	1	4	1	4	0	1	1	0
0	Kyler Edwards	G 15:14	1-3	0-1	1-2	0	1	1	2	1	3	2	4	1	0	0	17
1	Terrence Shannon, Jr.	G 15:14	3-4	0-0	7-8	0	4	4	1	5	13	1	0	1	0	0	5
3	Jahmi'us Ramsey	G 15:09	2-4	2-4	2-2	0	2	2	2	2	8	1	3	0	1	0	7
25	Davide Moretti	G 17:20	3-4	2-2	2-2	0	0	0	2	3	10	1	1	2	0	0	9
54	Russel Tchewa	03:51	0-2	0-0	0-0	1	0	1	2	1	0	0	0	0	0	0	-4
44	Chris Clarke	08:00	1-2	0-0	0-0	1	2	3	1	0	2	3	1	0	1	1	4
21	Avery Benson	05:27	0-0	0-0	0-0	0	0	0	1	0	0	0	0	0	0	0	-14
2	Clarence Nadolny	04:49	0-0	0-0	2-2	0	0	0	1	1	2	0	0	0	0	0	-4
Team						2	1	3			0		0				
Totals			11-21	4-7	16-18	5	12	17	13	14	42	9	13	4	3	2	4

Shooting By Period		
1st FG%	11-21	52.4%
3PT%	4-7	57.1%
FT%	16-18	88.9%
GM FG%	11-21	52.4%
3PT%	4-7	57.1%
FT%	16-18	88.9%

Dead Ball Rebounds: 2, 0

Technical Fouls::NONE

	WVU	TTU	Points from		Period by Period Scoring	
Biggest lead	0 (1 st 20:00)	11 (1 st 2:06)	Turnovers	13	10	
Best Scoring Run	7(1 st 12:25)	7(1 st 15:56)	Paint	16	12	1st
Lead Changes	0		Second Chance	10	4	TOT
Times Tied	2		Fast Breaks	4	6	WVU
Time with Lead	00:00	18:51	Bench	18	4	TTU
						38
						42
						38
						42



Officials: Doug Simons, Jeffrey Anderson, Marques Pettigrew

Period 2

Quarter Starters:

TTU	22 Holyfield T	1 Shannon, Jr. T	3 Ramsey J	25 Moretti D	0 Edwards K
WVU	5 McCabe J	11 Matthews Jr. E	1 Culver D	10 Haley J	34 Tshiebwe O

Game Time	TTU	Score	Diff	WVU
20:00				3 OSABUOHIEN G substitution out
20:00				4 MCBRIDE M substitution out
20:00				12 SHERMAN T substitution out
20:00				1 CULVER D substitution in
20:00				10 HALEY J substitution in
20:00				34 TSHIEBWE O substitution in
19:47	22 HOLYFIELD T 2pt FG in the paint, layup missed			
19:44				11 MATTHEWS JR. E defensive rebound (2)
19:38				5 MCCABE J 3pt FG , jump shot missed
19:34	3 RAMSEY J defensive rebound (3)			
19:12	3 RAMSEY J 2pt FG in the paint, layup made (10)	44-38	6	
18:50	1 SHANNON, JR. T foul personal (2 - 1)			1 CULVER D foul drawn (4)
18:50	1 SHANNON, JR. T foul class A technical (3 - 2)			
18:50				1 CULVER D free throw 1 - 2 missed
18:50				offensive dead ball rebound (5)
18:50		44-39	5	1 CULVER D free throw 2 - 2 made (7)
18:50		44-40	4	5 MCCABE J free throw 1 - 2 made (3)
18:50				5 MCCABE J free throw 2 - 2 missed
18:50				offensive dead ball rebound (6)
18:32	0 EDWARDS K foul shooting (3 - 3)			10 HALEY J foul drawn (3)
18:32	1 SHANNON, JR. T substitution out			
18:32	44 CLARKE C substitution in			
18:32		44-41	3	10 HALEY J free throw 1 - 2 made (7)
18:32		44-42	2	10 HALEY J free throw 2 - 2 made (8)
18:32	0 EDWARDS K substitution out			
18:32	1 SHANNON, JR. T substitution in			
18:14	25 MORETTI D 2pt FG outside the paint, jump shot missed			
18:14	offensive dead ball rebound (3)			
18:14	44 CLARKE C foul drawn (1)			10 HALEY J foul personal (3 - 1)
18:05	3 RAMSEY J 3pt FG , jump shot made (13)	47-42	5	
17:36		47-44	3	10 HALEY J 2pt FG in the paint, layup made (10)
17:33				10 HALEY J foul class A technical (4 - 2)
17:33	25 MORETTI D free throw 1 - 2 made (11)	48-44	4	
17:33	25 MORETTI D free throw 2 - 2 made (12)	49-44	5	
17:33	1 SHANNON, JR. T substitution out			
17:33	2 NADOLNY C substitution in			
17:33				10 HALEY J substitution out
17:33				12 SHERMAN T substitution in
17:19	22 HOLYFIELD T foul drawn (2)			1 CULVER D foul personal (3 - 3)
17:19	2 NADOLNY C substitution out			
17:19	0 EDWARDS K substitution in			
17:19				1 CULVER D substitution out
17:19				3 OSABUOHIEN G substitution in



West Virginia at Texas Tech

01/30/20 United Supermarkets Arena, Lubbock
2019-20 Men's Basketball

Game Time: 1:00 AM
Game Duration: 2:31
Attendance: 13,586

Officials: Doug Simons, Jeffrey Anderson, Marques Pettigrew

Game Time	TTU	Score	Diff	WVU
17:16	22 HOLYFIELD T 2pt FG outside the paint, jump shot made (6)	51-44	7	
17:16	25 MORETTI D assist (2)			
16:58				34 TSHIEBWE O turnover 3 seconds (1)
16:39	jump ball situation			
16:39	22 HOLYFIELD T turnover lost ball (5)			34 TSHIEBWE O steal (3)
16:39	0 EDWARDS K substitution out			
16:39	2 NADOLNY C substitution in			
16:28	44 CLARKE C foul shooting (2 - 4)			34 TSHIEBWE O foul drawn (2)
16:28		51-45	6	34 TSHIEBWE O free throw 1 - 2 made (3)
16:28		51-46	5	34 TSHIEBWE O free throw 2 - 2 made (4)
16:28	2 NADOLNY C substitution out			
16:28	0 EDWARDS K substitution in			
16:20	22 HOLYFIELD T 2pt FG in the paint, layup blocked			
16:20				34 TSHIEBWE O block (2)
16:20	offensive rebound (19)			
16:20				34 TSHIEBWE O foul class A technical (2 - 4)
16:20	25 MORETTI D free throw 1 - 2 made (13)	52-46	6	
16:20	25 MORETTI D free throw 2 - 2 made (14)	53-46	7	
16:14	3 RAMSEY J 3pt FG , jump shot made (16)	56-46	10	
15:59				5 MCCABE J 2pt FG outside the paint, jump shot missed
15:56	44 CLARKE C defensive rebound (4)			
15:37	0 EDWARDS K foul offensive (4 - 5)			5 MCCABE J foul drawn (1)
15:37	0 EDWARDS K turnover offensive (5)			
15:37	Timeout media			
15:37	0 EDWARDS K substitution out			
15:37	2 NADOLNY C substitution in			
15:37				5 MCCABE J substitution out
15:37				4 MCBRIDE M substitution in
15:16				11 MATTHEWS JR. E 3pt FG , jump shot missed
15:12	44 CLARKE C defensive rebound (5)			
14:52	25 MORETTI D 3pt FG , jump shot made (17)	59-46	13	
14:52	44 CLARKE C assist (4)			
14:37		59-48	11	4 MCBRIDE M 2pt FG outside the paint, jump shot made (5)
14:11	25 MORETTI D 3pt FG , jump shot missed			
14:08				34 TSHIEBWE O defensive rebound (2)
13:57				4 MCBRIDE M 3pt FG , jump shot missed
13:50	2 NADOLNY C defensive rebound (1)			
13:28	25 MORETTI D 2pt FG in the paint, layup made (19)	61-48	13	
13:28	25 MORETTI D foul drawn (4)			3 OSABUOHEN G foul shooting (1 - 5)
13:28				11 MATTHEWS JR. E substitution out
13:28				34 TSHIEBWE O substitution out
13:28				1 CULVER D substitution in
13:28				14 HARLER C substitution in
13:28	25 MORETTI D free throw 1 - 1 made (20)	62-48	14	
13:10	25 MORETTI D foul shooting (3 - 6)			1 CULVER D foul drawn (5)
13:10		62-49	13	1 CULVER D free throw 1 - 2 made (8)
13:10	2 NADOLNY C substitution out			
13:10	1 SHANNON, JR. T substitution in			
13:10		62-50	12	1 CULVER D free throw 2 - 2 made (9)



West Virginia at Texas Tech

01/30/20 United Supermarkets Arena, Lubbock
2019-20 Men's Basketball

Game Time: 1:00 AM
Game Duration: 2:31
Attendance: 13,586

Officials: Doug Simmons, Jeffrey Anderson, Marques Pettigrew

Game Time	TTU	Score	Diff	WVU
12:46	3 RAMSEY J 3pt FG , jump shot made (19)	65-50	15	
12:46	1 SHANNON, JR. T assist (2)			
12:34		65-53	12	12 SHERMAN T 3pt FG , jump shot made (7)
12:13	3 RAMSEY J foul drawn (3)			1 CULVER D foul personal (4 - 6)
12:13				1 CULVER D substitution out
12:13				31 ROUTH L substitution in
12:13	3 RAMSEY J 2pt FG in the paint, jump shot missed			
12:13				3 OSABUOHEN G defensive rebound (4)
11:54				12 SHERMAN T 3pt FG , jump shot missed
11:48				31 ROUTH L offensive rebound (1)
11:38	1 SHANNON, JR. T steal (2)			3 OSABUOHEN G turnover lost ball (3)
11:38	Timeout media			
11:15	1 SHANNON, JR. T 2pt FG in the paint, layup made (15)	67-53	14	
11:15	44 CLARKE C assist (5)			
11:01		67-55	12	3 OSABUOHEN G 2pt FG in the paint, dunk, made (10)
11:01				14 HARLER C assist (1)
10:36	22 HOLYFIELD T 3pt FG , jump shot made (9)	70-55	15	
10:36	44 CLARKE C assist (6)			
10:14				3 OSABUOHEN G 2pt FG in the paint, layup blocked
10:14	22 HOLYFIELD T block (2)			
10:10	3 RAMSEY J defensive rebound (4)			
10:07	25 MORETTI D turnover lost ball (2)			14 HARLER C steal (1)
10:02		70-58	12	14 HARLER C 3pt FG fast break, jump shot made (6)
09:37	25 MORETTI D turnover bad pass (3)			31 ROUTH L steal (1)
09:31	25 MORETTI D foul shooting (4 - 7)			4 MCBRIDE M foul drawn (2)
09:31		70-59	11	4 MCBRIDE M free throw 1 - 2 made (6)
09:31	25 MORETTI D substitution out			
09:31	0 EDWARDS K substitution in			
09:31				12 SHERMAN T substitution out
09:31				31 ROUTH L substitution out
09:31				22 MCNEIL S substitution in
09:31				34 TSHIEBWE O substitution in
09:31		70-60	10	4 MCBRIDE M free throw 2 - 2 made (7)
09:20	1 SHANNON, JR. T 3pt FG , jump shot made (18)	73-60	13	
09:20	44 CLARKE C assist (7)			
09:02		73-62	11	3 OSABUOHEN G 2pt FG in the paint, jump shot made (12)
08:44	44 CLARKE C turnover (2)			
08:42	0 EDWARDS K substitution out			
08:42	1 SHANNON, JR. T substitution out			
08:42	2 NADOLNY C substitution in			
08:42	21 BENSON A substitution in			
08:36		73-64	9	3 OSABUOHEN G 2pt FG in the paint, layup made (14)
08:36	3 RAMSEY J foul shooting (3 - 8)			3 OSABUOHEN G foul drawn (6)
08:36	2 NADOLNY C substitution out			
08:36	0 EDWARDS K substitution in			
08:36		73-65	8	3 OSABUOHEN G free throw 1 - 1 made (15)
08:36				3 OSABUOHEN G substitution out
08:36				11 MATTHEWS JR. E substitution in
08:36	21 BENSON A substitution out			



West Virginia at Texas Tech

01/30/20 United Supermarkets Arena, Lubbock
2019-20 Men's Basketball

Game Time: 1:00 AM
Game Duration: 2:31
Attendance: 13,586

Officials: Doug Simons, Jeffrey Anderson, Marques Pettigrew

Game Time	TTU	Score	Diff	WVU
08:36	1 SHANNON, JR. T substitution in			
08:36				34 TSHIEBWE O substitution out
08:36				31 ROUTT L substitution in
08:22	0 EDWARDS K turnover bad pass (6)			4 MCBRIDE M steal (1)
08:18		73-67	6	11 MATTHEWS JR. E 2pt FG in the paint, dunk, made (6)
08:18				4 MCBRIDE M assist (1)
07:54	1 SHANNON, JR. T foul drawn (6)			4 MCBRIDE M foul shooting (2 - 7)
07:54	Timeout media			
07:54	0 EDWARDS K substitution out			
07:54	25 MORETTI D substitution in			
07:54	1 SHANNON, JR. T free throw 1 - 2 made (19)	74-67	7	
07:54	1 SHANNON, JR. T free throw 2 - 2 made (20)	75-67	8	
07:45				14 HARLER C 2pt FG in the paint, layup blocked
07:45	22 HOLYFIELD T block (3)			
07:45				offensive rebound (18)
07:42				14 HARLER C 3pt FG , jump shot blocked
07:42	3 RAMSEY J block (2)			
07:42				offensive rebound (19)
07:40		75-69	6	4 MCBRIDE M 2pt FG in the paint, layup made (9)
07:40				14 HARLER C assist (2)
07:15	25 MORETTI D 3pt FG , jump shot made (23)	78-69	9	
07:15	1 SHANNON, JR. T assist (3)			
07:02				4 MCBRIDE M 2pt FG outside the paint, jump shot missed
06:59	1 SHANNON, JR. T defensive rebound (5)			
06:59	jump ball situation			
06:44	44 CLARKE C turnover bad pass (3)			
06:30				14 HARLER C 3pt FG , jump shot missed
06:25	22 HOLYFIELD T defensive rebound (4)			
06:05	3 RAMSEY J 3pt FG , jump shot missed			
06:04				31 ROUTT L defensive rebound (2)
06:04	22 HOLYFIELD T foul personal (2 - 9)			31 ROUTT L foul drawn (1)
06:04	44 CLARKE C substitution out			
06:04	0 EDWARDS K substitution in			
06:04				22 MCNEIL S substitution out
06:04				3 OSABUOHEN G substitution in
06:04				31 ROUTT L 1&1 free throw 1 missed
06:02	3 RAMSEY J defensive rebound (5)			
06:01	3 RAMSEY J foul drawn (4)			4 MCBRIDE M foul personal (3 - 8)
06:01				31 ROUTT L substitution out
06:01				34 TSHIEBWE O substitution in
06:01	3 RAMSEY J 1&1 free throw 1 missed			
06:00				34 TSHIEBWE O defensive rebound (3)
06:02	3 RAMSEY J substitution out			
06:02	21 BENSON A substitution in			
06:02	25 MORETTI D substitution out			
06:02	3 RAMSEY J substitution in			
05:51				3 OSABUOHEN G 2pt FG in the paint, jump shot blocked
05:51	22 HOLYFIELD T block (4)			
05:51				offensive rebound (22)



West Virginia at Texas Tech

01/30/20 United Supermarkets Arena, Lubbock
2019-20 Men's Basketball

Game Time: 1:00 AM
Game Duration: 2:31
Attendance: 13,586

Officials: Doug Simons, Jeffrey Anderson, Marques Pettigrew

Game Time	TTU	Score	Diff	WVU
05:36	1 SHANNON, JR. T foul drawn (7)			3 OSABUOHIE G foul offensive (2 - 9)
05:36				3 OSABUOHIE G turnover offensive (4)
05:36	21 BENSON A substitution out			
05:36	25 MORETTI D substitution in			
05:36				3 OSABUOHIE G foul class A technical (3 - 10)
05:36	25 MORETTI D free throw 1 - 2 made (24)	79-69	10	
05:36	25 MORETTI D free throw 2 - 2 made (25)	80-69	11	
05:36				11 MATTHEWS JR. E substitution out
05:36				12 SHERMAN T substitution in
05:07	0 EDWARDS K 3pt FG , jump shot missed			
05:04	22 HOLYFIELD T offensive rebound (5)			
04:48	0 EDWARDS K 2pt FG outside the paint, jump shot missed			
04:45	1 SHANNON, JR. T offensive rebound (6)			
04:42	1 SHANNON, JR. T 2pt FG in the paint, jump shot missed			
04:42	0 EDWARDS K offensive rebound (2)			
04:42	0 EDWARDS K 2pt FG outside the paint, jump shot made (5)	82-69	13	
04:25	1 SHANNON, JR. T foul personal (4 - 10)			12 SHERMAN T foul drawn (2)
04:25		82-70	12	12 SHERMAN T free throw 1 - 2 made (8)
04:25	22 HOLYFIELD T substitution out			
04:25	25 MORETTI D substitution out			
04:25	21 BENSON A substitution in			
04:25	44 CLARKE C substitution in			
04:25				4 MCBRIDE M substitution out
04:25				34 TSHIEBWE O substitution out
04:25				1 CULVER D substitution in
04:25				10 HALEY J substitution in
04:25				14 HARLER C substitution out
04:25				4 MCBRIDE M substitution in
04:25		82-71	11	12 SHERMAN T free throw 2 - 2 made (9)
04:22	Timeout 30 Sec			
04:22	21 BENSON A substitution out			
04:22	25 MORETTI D substitution in			
04:15	3 RAMSEY J 2pt FG outside the paint, jump shot made (21)	84-71	13	
03:53		84-73	11	12 SHERMAN T 2pt FG outside the paint, jump shot made (11)
03:53	44 CLARKE C foul personal (3 - 11)			1 CULVER D foul drawn (6)
03:53				Timeout media
03:53				1 CULVER D free throw 1 - 2 missed
03:53				offensive dead ball rebound (7)
03:53		84-74	10	1 CULVER D free throw 2 - 2 made (10)
03:46	1 SHANNON, JR. T turnover travel (1)			
03:46	44 CLARKE C substitution out			
03:46	22 HOLYFIELD T substitution in			
03:29	3 RAMSEY J foul personal (4 - 12)			1 CULVER D foul drawn (7)
03:29		84-75	9	1 CULVER D free throw 1 - 2 made (11)
03:29		84-76	8	1 CULVER D free throw 2 - 2 made (12)
03:29	22 HOLYFIELD T substitution out			
03:29	44 CLARKE C substitution in			
03:28	25 MORETTI D turnover bad pass (4)			
03:07	0 EDWARDS K foul shooting (5 - 13)			1 CULVER D foul drawn (8)



West Virginia at Texas Tech

01/30/20 United Supermarkets Arena, Lubbock
2019-20 Men's Basketball

Game Time: 1:00 AM
Game Duration: 2:31
Attendance: 13,586

Officials: Doug Simons, Jeffrey Anderson, Marques Pettigrew

Game Time	TTU	Score	Diff	WVU
03:07	0 EDWARDS K substitution out			
03:07	22 HOLYFIELD T substitution in			
03:07		84-77	7	1 CULVER D free throw 1 - 2 made (13)
03:07		84-78	6	1 CULVER D free throw 2 - 2 made (14)
02:59	22 HOLYFIELD T 2pt FG fast break in the paint, dunk, made (11)	86-78	8	
02:59	1 SHANNON, JR. T assist (4)			
02:33				1 CULVER D 2pt FG in the paint, jump shot missed
02:29	25 MORETTI D defensive rebound (1)			
02:02	1 SHANNON, JR. T 2pt FG outside the paint, jump shot missed			
01:59				4 MCBRIDE M defensive rebound (1)
01:53				4 MCBRIDE M 2pt FG in the paint, layup missed
01:50	44 CLARKE C defensive rebound (6)			
01:27	25 MORETTI D 2pt FG in the paint, jump shot missed			
01:27	offensive dead ball rebound (4)			
01:27	22 HOLYFIELD T foul personal (3 - 14)			1 CULVER D foul drawn (9)
01:27		86-79	7	1 CULVER D free throw 1 - 2 made (15)
01:27				10 HALEY J substitution out
01:27				14 HARLER C substitution in
01:27		86-80	6	1 CULVER D free throw 2 - 2 made (16)
01:27				Timeout 30 Sec
01:05	1 SHANNON, JR. T foul drawn (8)			3 OSABUOHIEN G foul shooting (4 - 11)
01:05	1 SHANNON, JR. T free throw 1 - 2 missed			
01:05	offensive dead ball rebound (5)			
01:05	1 SHANNON, JR. T free throw 2 - 2 made (21)	87-80	7	
00:51				12 SHERMAN T 3pt FG , jump shot missed
00:49	1 SHANNON, JR. T defensive rebound (7)			
00:42	1 SHANNON, JR. T foul drawn (9)			4 MCBRIDE M foul personal (4 - 12)
00:42	1 SHANNON, JR. T free throw 1 - 2 made (22)	88-80	8	
00:42				Timeout 60 Sec
00:42	1 SHANNON, JR. T free throw 2 - 2 made (23)	89-80	9	
00:29	25 MORETTI D foul personal (5 - 15)			4 MCBRIDE M foul drawn (3)
00:29	25 MORETTI D substitution out			
00:29	21 BENSON A substitution in			
00:29				4 MCBRIDE M free throw 1 - 2 missed
00:29				offensive dead ball rebound (8)
00:29		89-81	8	4 MCBRIDE M free throw 2 - 2 made (10)
END OF GAME				
TTU 89-81 WVU				



Officials: Doug Simons, Jeffrey Anderson, Marques Pettigrew

West Virginia - 43

NO.	Name	Min	FG			Rebounds			Fouls		TP	AS	TO	ST	Blocks		+/-
			M-A	3P M-A	FT M-A	OR	DR	TOT	PF	FD					BS	BA	
1	Derek Culver	F 08:21	0-1	0-0	10-12	0	0	0	2	6	10	0	0	0	0	0	4
11	Emmitt Matthews Jr.	F 09:32	1-2	0-1	0-0	0	1	1	0	0	2	0	0	0	0	0	-12
34	Oscar Tshiebwe	F 09:03	0-0	0-0	2-2	0	2	2	1	1	2	0	1	1	1	0	-9
5	Jordan McCabe	G 04:23	0-2	0-1	1-2	0	0	0	0	1	1	0	0	0	0	0	-6
10	Jermaine Haley	G 05:25	1-1	0-0	2-2	0	0	0	2	1	4	0	0	0	0	0	4
12	Taz Sherman	13:38	2-4	1-3	2-2	0	0	0	0	1	7	0	0	0	0	0	-3
3	Gabe Osabuohien	14:47	3-5	0-0	1-1	0	1	1	4	1	7	0	2	0	0	2	-2
4	Miles McBride	15:37	2-5	0-1	3-4	0	1	1	3	2	7	1	0	1	0	0	2
14	Chase Harler	10:30	1-4	1-3	0-0	0	0	0	0	0	3	2	0	1	0	2	0
31	Logan Routt	05:17	0-0	0-0	0-1	1	1	2	0	1	0	0	0	1	0	0	0
22	Sean McNeil	03:27	0-0	0-0	0-0	0	0	0	0	0	0	0	0	0	0	0	2
Team								3	0	3							
Totals			10-24	2-9	21-26	4	6	10	12	14	43	3	3	4	1	4	-4

Shooting By Period		
2 nd FG%	10-24	41.7%
3PT%	2-9	22.2%
FT%	21-26	80.8%
GM FG%	10-24	41.7%
3PT%	2-9	22.2%
FT%	21-26	80.8%

Dead Ball Rebounds: 4, 0

Technical Fouls: Haley 2nd17:33 Tshiebwe 2nd16:20 Osabuohien 2nd5:36

Texas Tech - 47

NO.	Name	Min	FG			Rebounds			Fouls		TP	AS	TO	ST	Blocks		+/-
			M-A	3P M-A	FT M-A	OR	DR	TOT	PF	FD					BS	BA	
22	TJ Holyfield	F 18:59	3-5	1-1	0-0	1	1	2	2	1	7	0	1	0	3	1	6
0	Kyler Edwards	G 07:27	1-3	0-1	0-0	1	0	1	3	0	2	0	2	0	0	0	1
1	Terrence Shannon, Jr.	G 15:31	2-4	1-1	5-6	1	2	3	3	4	10	3	1	1	0	0	1
3	Jahmi'us Ramsey	G 20:00	5-7	3-4	0-1	0	3	3	2	2	13	0	0	0	1	0	4
25	Davide Moretti	G 17:26	3-6	2-3	7-7	0	1	1	3	1	15	1	3	0	0	0	11
44	Chris Clarke	16:36	0-0	0-0	0-0	0	3	3	2	1	0	4	2	0	0	0	3
2	Clarence Nadolny	02:58	0-0	0-0	0-0	0	1	1	0	0	0	0	0	0	0	0	-1
21	Avery Benson	01:03	0-0	0-0	0-0	0	0	0	0	0	0	0	0	0	0	0	-5
Team								1	0	1							
Totals			14-25	7-10	12-14	4	11	15	15	9	47	8	9	1	4	1	4

Shooting By Period		
2 nd FG%	14-25	56.0%
3PT%	7-10	70.0%
FT%	12-14	85.7%
GM FG%	14-25	56.0%
3PT%	7-10	70.0%
FT%	12-14	85.7%

Dead Ball Rebounds: 3, 0

Technical Fouls: Shannon, Jr. 2nd18:50

	WVU	TTU
Biggest lead	0 (1 st 20:00)	15 (2 nd 12:46)
Best Scoring Run	7 (2 nd 8:18)	8 (2 nd 14:52)
Lead Changes	0	
Times Tied	0	
Time with Lead	00:00	19:47

	WVU	TTU
Points from		
Turnovers	16	4
Paint	12	8
Second Chance	4	7
Fast Breaks	3	2
Bench	24	0

	Period by Period Scoring	
	2 nd	TOT
WVU	43	43
TTU	47	47

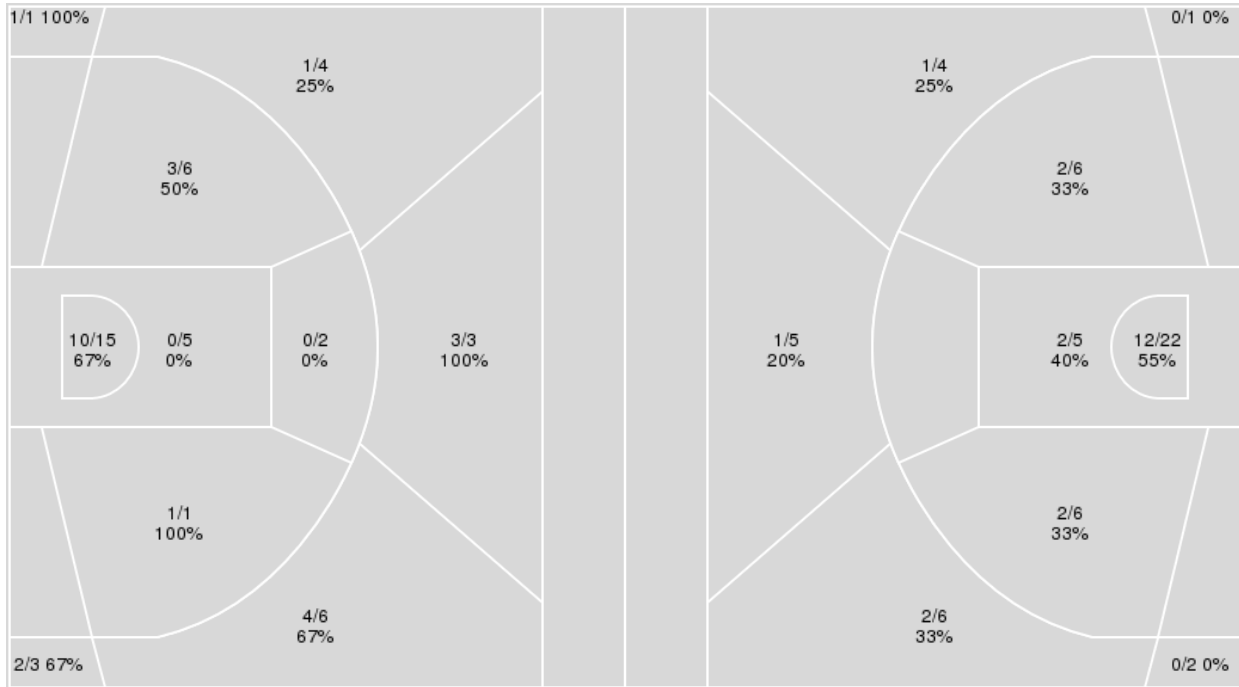


Officials: Doug Simons, Jeffrey Anderson, Marques Pettigrew

{ Players => 0, 1, 2, 3, 5, 10, 12, 15, 22, 21, 25, 44, 54; } FG Types => { Players => All; } FG Types => All; Results => All;
 All; Results => All;

Texas Tech

West Virginia



Texas Tech	M/A	%
Field Goals	25/46	54
2 Points	14/29	48
3 Points	11/17	65
Free Throws	28/32	88

West Virginia	M/A	%
Field Goals	22/57	39
2 Points	18/39	46
3 Points	4/18	22
Free Throws	33/41	80



West Virginia at Texas Tech

01/30/20 United Supermarkets Arena, Lubbock
2019-20 Men's Basketball

Game Time: 1:00 AM
Game Duration: 2:31
Attendance: 13,586

Officials: Doug Simmons, Jeffrey Anderson, Marques Pettigrew

West Virginia

No	Name	Mins		Score		Points Diff		Points per Min		Assists		Rebounds		Steals		Turnovers	
		On	Off	On	Off	On	Off	On	Off	On	Off	On	Off	On	Off	On	Off
1	Derek Culver	17:22	22:38	34 - 35	47 - 54	-1	-7	1.96	2.08	1	4	8	15	3	6	4	7
3	Gabe Osabuohien	28:38	11:22	63 - 64	18 - 25	-1	-7	2.20	1.58	2	3	15	8	5	4	9	2
4	Miles McBride	26:23	13:37	58 - 56	23 - 33	2	-10	2.20	1.69	3	2	16	7	6	3	9	2
5	Jordan McCabe	14:39	25:21	31 - 35	50 - 54	-4	-4	2.12	1.97	2	3	8	15	3	6	2	9
10	Jermaine Haley	16:21	23:39	29 - 40	52 - 49	-11	3	1.77	2.20	0	5	10	13	2	7	6	5
11	Emmitt Matthews Jr.	16:28	23:32	29 - 42	52 - 47	-13	5	1.76	2.21	2	3	13	10	4	5	6	5
12	Taz Sherman	22:42	17:18	51 - 43	30 - 46	8	-16	2.25	1.73	3	2	9	14	6	3	4	7
14	Chase Harler	25:17	14:43	48 - 55	33 - 34	-7	-1	1.90	2.24	5	0	14	9	7	2	7	4
22	Sean McNeil	04:47	35:13	12 - 10	69 - 79	2	-10	2.51	1.96	2	3	6	17	1	8	2	9
31	Logan Routt	06:16	33:44	11 - 12	70 - 77	-1	-7	1.76	2.08	3	2	5	18	3	6	1	10
34	Oscar Tshiebwe	21:07	18:53	39 - 53	42 - 36	-14	6	1.85	2.22	2	3	11	12	5	4	5	6

Texas Tech

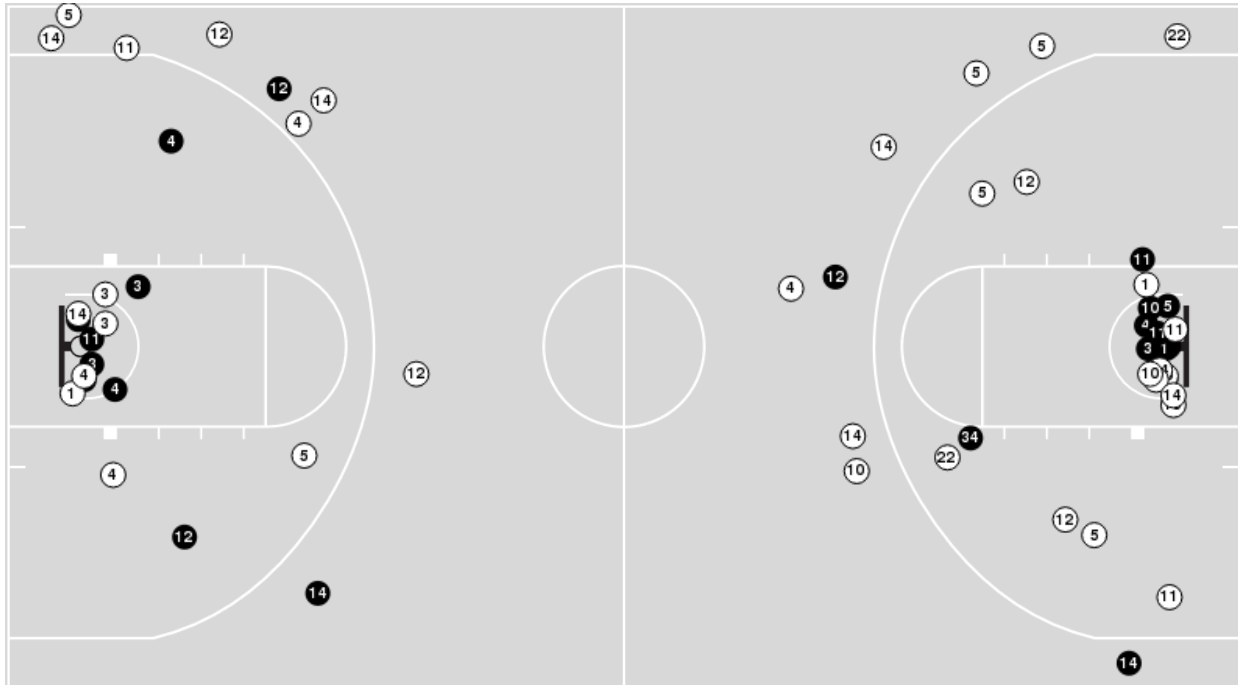
No	Name	Mins		Score		Points Diff		Points per Min		Assists		Rebounds		Steals		Turnovers	
		On	Off	On	Off	On	Off	On	Off	On	Off	On	Off	On	Off	On	Off
0	Kyler Edwards	22:41	17:19	57 - 39	32 - 42	18	-10	2.51	1.85	10	7	20	12	4	1	16	6
1	Terrence Shannon, Jr.	30:45	09:15	67 - 61	22 - 20	6	2	2.18	2.38	12	5	22	10	5	0	15	7
2	Clarence Nadolny	07:47	32:13	15 - 20	74 - 61	-5	13	1.93	2.30	1	16	4	28	0	5	3	19
3	Jahmi'us Ramsey	35:09	04:51	80 - 69	9 - 12	11	-3	2.28	1.86	17	0	29	3	5	0	19	3
21	Avery Benson	06:30	33:30	4 - 23	85 - 58	-19	27	0.62	2.54	0	17	3	29	0	5	5	17
22	TJ Holyfield	33:55	06:05	77 - 71	12 - 10	6	2	2.27	1.97	14	3	25	7	5	0	19	3
25	Davide Moretti	34:46	05:14	82 - 62	7 - 19	20	-12	2.36	1.34	16	1	31	1	5	0	18	4
44	Chris Clarke	24:36	15:24	58 - 51	31 - 30	7	1	2.36	2.01	14	3	21	11	1	4	14	8
54	Russel Tchewa	03:51	36:09	5 - 9	84 - 72	-4	12	1.30	2.32	1	16	5	27	0	5	1	21




Officials: Doug Simons, Jeffrey Anderson, Marques Pettigrew

Players => AllFG Types=>AllResults=>All
West Virginia

All Field Goals



Blow Up Chart



● Made ○ Missed N - Player Number

West Virginia	M/A	%
Field Goals	22/57	39
2 Points	18/39	46
3 Points	4/18	22
Free Throws	33/41	80

West Virginia	M/A	%
Points in the Paint	28 (14 / 27)	52
Fast Break Points	7 (3/4)	75
Second Chance Points	14 (11/16)	69
Effective FG%	42	

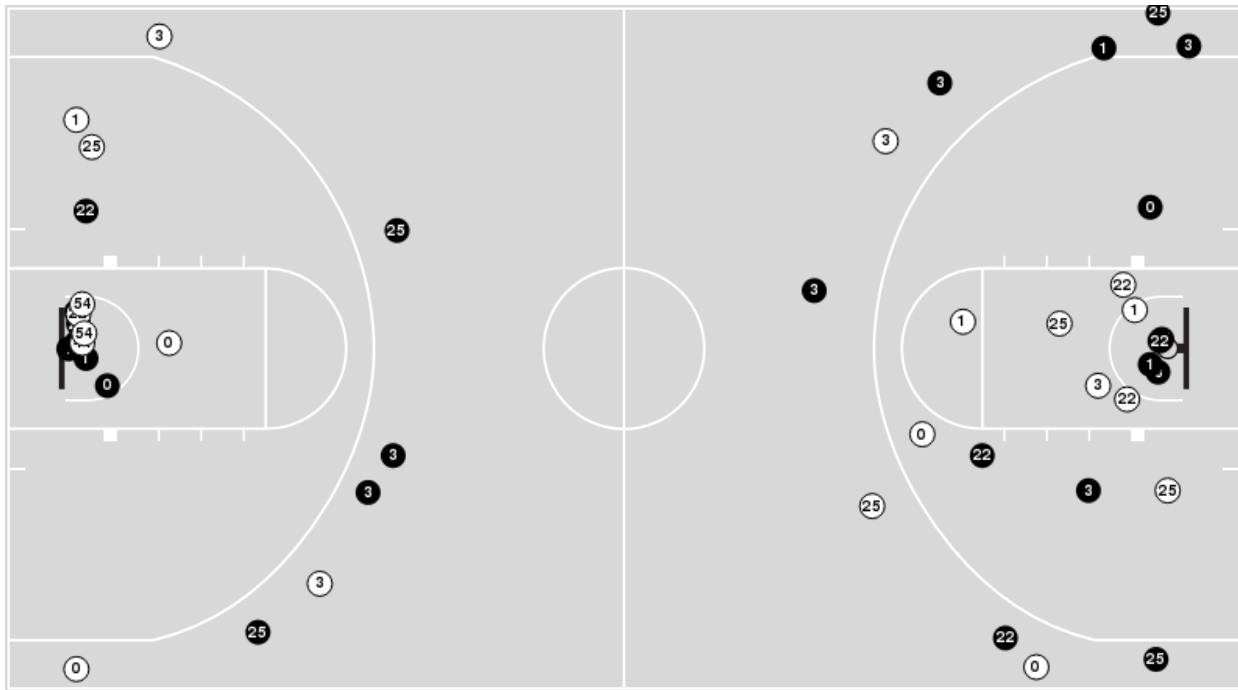


Officials: Doug Simons, Jeffrey Anderson, Marques Pettigrew

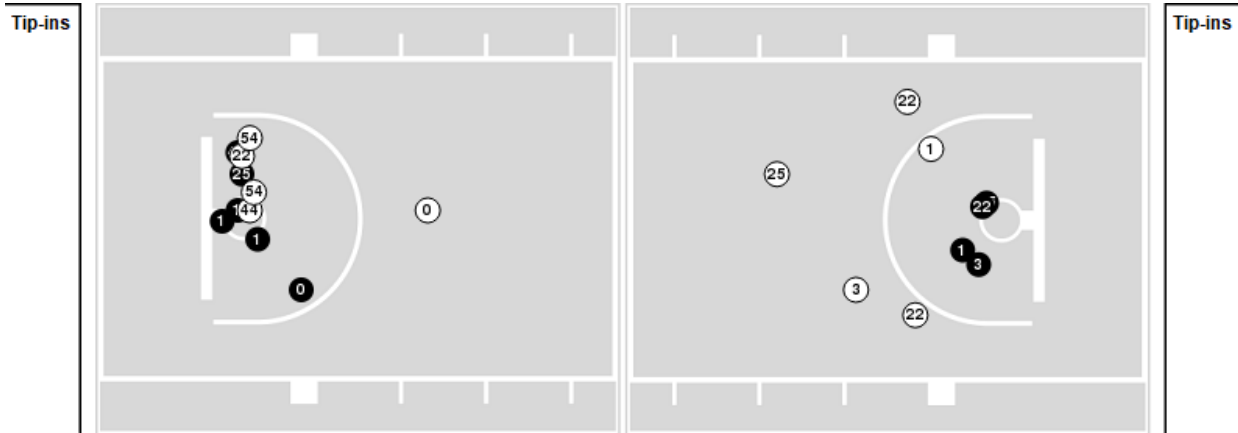
Players => 0, 1, 2, 3, 5, 10, 12, 15, 22, 21, 25, 44, 54 FG Types=>All Results=>All

Texas Tech

All Field Goals



Blow Up Chart



● Made ○ Missed N - Player Number

Texas Tech	M/A	%
Field Goals	25/46	54
2 Points	14/29	48
3 Points	11/17	65
Free Throws	28/32	88

Texas Tech	M/A	%
Points in the Paint	20 (10 / 20)	50
Fast Break Points	8 (6/6)	100
Second Chance Points	11 (7/12)	58
Effective FG%	66	



West Virginia at Texas Tech

01/30/20 United Supermarkets Arena, Lubbock
2019-20 Men's Basketball

Game Time: 1:00 AM
Game Duration: 2:31
Attendance: 13,586

Officials: Doug Simons, Jeffrey Anderson, Marques Pettigrew

West Virginia

Lineup	Quarter On	Time On	Quarter Off	Time Off	Time on Court	Score	Score Diff	Reb	Stl	Tov	Ass	PPP
1- Culver D/5- McCabe J/10- Haley J/11- Matthews Jr. E/34- Tshiebwe O/	1	20:00	1	17:09	02:51	4-7	-3	2	1	1	0	0.8197
1- Culver D/5- McCabe J/10- Haley J/14- Harler C/34- Tshiebwe O/	1	17:09	1	16:24	00:45	0-3	-3	0	0	0	0	0.0000
1- Culver D/3- Osabuohien G/4- McBride M/10- Haley J/14- Harler C/	1	16:24	1	15:17	01:07	2-2	0	0	0	1	0	1.0638
1- Culver D/3- Osabuohien G/4- McBride M/12- Sherman T/14- Harler C/	1	15:17	1	14:32	00:45	0-1	-1	0	0	1	0	0.0000
1- Culver D/3- Osabuohien G/5- McCabe J/12- Sherman T/14- Harler C/	1	14:32	1	13:32	01:00	2-1	1	2	0	0	0	0.8197
3- Osabuohien G/5- McCabe J/12- Sherman T/14- Harler C/34- Tshiebwe O/	1	13:32	1	11:50	01:42	5-2	3	0	0	0	1	1.6667
1- Culver D/5- McCabe J/12- Sherman T/14- Harler C/34- Tshiebwe O/	1	11:50	1	10:12	01:38	2-3	-1	2	0	0	1	0.6667
1- Culver D/4- McBride M/12- Sherman T/14- Harler C/34- Tshiebwe O/	1	10:12	1	09:17	00:55	2-0	2	0	2	1	0	0.6667
3- Osabuohien G/4- McBride M/12- Sherman T/14- Harler C/34- Tshiebwe O/	1	09:17	1	08:19	00:58	3-2	1	0	0	0	0	2.0833
3- Osabuohien G/4- McBride M/10- Haley J/14- Harler C/34- Tshiebwe O/	1	08:19	1	05:04	03:15	6-10	-4	3	1	1	0	1.0638
3- Osabuohien G/4- McBride M/10- Haley J/14- Harler C/31- Routt L/	1	05:04	1	04:16	00:48	0-2	-2	0	0	0	0	0.0000
3- Osabuohien G/4- McBride M/10- Haley J/11- Matthews Jr. E/14- Harler C/	1	04:16	1	03:26	00:50	0-3	-3	0	0	1	0	0.0000
3- Osabuohien G/4- McBride M/10- Haley J/11- Matthews Jr. E/22- McNeil S/	1	03:26	1	02:20	01:06	2-1	1	3	0	2	0	0.6667
3- Osabuohien G/5- McCabe J/10- Haley J/11- Matthews Jr. E/22- McNeil S/	1	02:20	1	02:06	00:14	0-1	-1	0	0	0	0	0.0000
3- Osabuohien G/5- McCabe J/11- Matthews Jr. E/12- Sherman T/14- Harler C/	1	02:06	1	01:02	01:04	2-2	0	0	1	0	0	1.0000
3- Osabuohien G/4- McBride M/5- McCabe J/11- Matthews Jr. E/12- Sherman T/	1	01:02	1	00:31	00:30	5-1	4	1	0	0	0	2.6596
3- Osabuohien G/4- McBride M/5- McCabe J/12- Sherman T/31- Routt L/	1	00:31	1	00:21	00:11	1-0	1	0	0	0	0	2.2727
3- Osabuohien G/4- McBride M/5- McCabe J/11- Matthews Jr. E/12- Sherman T/	1	00:21	2	20:00	00:21	2-1	1	0	0	0	0	2.0000
1- Culver D/5- McCabe J/10- Haley J/11- Matthews Jr. E/34- Tshiebwe O/	2	20:00	2	17:33	02:27	6-7	-1	1	0	0	0	1.2931
1- Culver D/5- McCabe J/11- Matthews Jr. E/12- Sherman T/34- Tshiebwe O/	2	17:33	2	17:19	00:14	0-0	0	0	0	0	0	0.0000
3- Osabuohien G/5- McCabe J/11- Matthews Jr. E/12- Sherman T/34- Tshiebwe O/	2	17:19	2	15:37	01:42	2-7	-5	0	1	1	0	0.6944
3- Osabuohien G/4- McBride M/11- Matthews Jr. E/12- Sherman T/34- Tshiebwe O/	2	15:37	2	13:28	02:09	2-5	-3	1	0	0	0	0.6667
1- Culver D/3- Osabuohien G/4- McBride M/12- Sherman T/14- Harler C/	2	13:28	2	12:13	01:15	5-4	1	0	0	0	0	2.6596
3- Osabuohien G/4- McBride M/12- Sherman T/14- Harler C/31- Routt L/	2	12:13	2	09:31	02:42	6-5	1	2	2	1	1	1.3514
3- Osabuohien G/4- McBride M/14- Harler C/22- McNeil S/34- Tshiebwe O/	2	09:31	2	08:36	00:55	6-3	3	0	0	0	0	2.0833
4- McBride M/11- Matthews Jr. E/14- Harler C/22- McNeil S/34- Tshiebwe O/	2	08:36	2	08:36	00:00	0-0	0	0	0	0	0	0.0000
4- McBride M/11- Matthews Jr. E/14- Harler C/22- McNeil S/31- Routt L/	2	08:36	2	06:04	02:32	4-5	-1	3	1	0	2	1.0000
3- Osabuohien G/4- McBride M/11- Matthews Jr. E/14- Harler C/31- Routt L/	2	06:04	2	06:01	00:03	0-0	0	0	0	0	0	0.0000
3- Osabuohien G/4- McBride M/11- Matthews Jr. E/14- Harler C/34- Tshiebwe O/	2	06:01	2	05:36	00:25	0-2	-2	2	0	1	0	0.0000
3- Osabuohien G/4- McBride M/12- Sherman T/14- Harler C/34- Tshiebwe O/	2	05:36	2	04:25	01:11	1-2	-1	0	0	0	0	2.2727
1- Culver D/3- Osabuohien G/10- Haley J/12- Sherman T/14- Harler C/	2	04:25	2	04:25	00:00	0-0	0	0	0	0	0	0.0000
1- Culver D/3- Osabuohien G/4- McBride M/10- Haley J/12- Sherman T/	2	04:25	2	01:27	02:58	9-4	5	1	0	0	0	1.3804
1- Culver D/3- Osabuohien G/4- McBride M/12- Sherman T/14- Harler C/	2	01:27	2	00:00	01:27	2-3	-1	0	0	0	0	0.8621



Officials: Doug Simons, Jeffrey Anderson, Marques Pettigrew

Texas Tech

Lineup	Quarter On	Time On	Quarter Off	Time Off	Time on Court	Score	Score Diff	Reb	Stl	Tov	Ass	PPP
0- Edwards K/ 1- Shannon, Jr. T/ 3- Ramsey J/ 22- Holyfield T/ 25- Moretti D/	1	20:00	1	17:45	02:15	6-4	2	1	1	1	2	1.7442
0- Edwards K/ 1- Shannon, Jr. T/ 3- Ramsey J/ 25- Moretti D/ 54- Tchewa R/	1	17:45	1	17:09	00:36	1-0	1	1	0	0	0	2.2727
0- Edwards K/ 3- Ramsey J/ 22- Holyfield T/ 25- Moretti D/ 44- Clarke C/	1	17:09	1	16:24	00:45	3-0	3	1	0	1	1	1.5000
0- Edwards K/ 1- Shannon, Jr. T/ 3- Ramsey J/ 22- Holyfield T/ 25- Moretti D/	1	16:24	1	15:56	00:28	2-0	2	0	1	0	1	2.0000
1- Shannon, Jr. T/ 3- Ramsey J/ 22- Holyfield T/ 21- Benson A/ 25- Moretti D/	1	15:56	1	15:26	00:30	0-1	-1	0	0	0	0	0.0000
0- Edwards K/ 1- Shannon, Jr. T/ 3- Ramsey J/ 22- Holyfield T/ 25- Moretti D/	1	15:26	1	14:32	00:54	1-1	0	1	0	1	0	0.6944
0- Edwards K/ 1- Shannon, Jr. T/ 3- Ramsey J/ 25- Moretti D/ 54- Tchewa R/	1	14:32	1	14:32	00:00	1-0	1	0	0	0	0	2.2727
0- Edwards K/ 1- Shannon, Jr. T/ 21- Benson A/ 25- Moretti D/ 54- Tchewa R/	1	14:32	1	13:32	01:00	0-2	-2	1	0	1	0	0.0000
3- Ramsey J/ 22- Holyfield T/ 21- Benson A/ 25- Moretti D/ 54- Tchewa R/	1	13:32	1	13:19	00:13	0-0	0	0	0	0	0	0.0000
3- Ramsey J/ 22- Holyfield T/ 21- Benson A/ 25- Moretti D/ 44- Clarke C/	1	13:19	1	12:15	01:04	0-5	-5	1	0	2	0	0.0000
0- Edwards K/ 3- Ramsey J/ 22- Holyfield T/ 25- Moretti D/ 44- Clarke C/	1	12:15	1	11:50	00:25	2-0	2	2	0	0	1	2.0000
1- Shannon, Jr. T/ 3- Ramsey J/ 25- Moretti D/ 44- Clarke C/ 54- Tchewa R/	1	11:50	1	10:12	01:38	3-2	1	3	0	0	1	1.0000
1- Shannon, Jr. T/ 3- Ramsey J/ 22- Holyfield T/ 25- Moretti D/ 44- Clarke C/	1	10:12	1	10:00	00:17	0-0	0	0	0	0	0	0.0000
0- Edwards K/ 3- Ramsey J/ 22- Holyfield T/ 25- Moretti D/ 44- Clarke C/	1	10:00	1	09:17	00:38	0-2	-2	0	0	2	0	0.0000
0- Edwards K/ 1- Shannon, Jr. T/ 3- Ramsey J/ 22- Holyfield T/ 25- Moretti D/	1	09:17	1	09:17	00:00	2-0	2	0	0	0	0	2.2727
0- Edwards K/ 1- Shannon, Jr. T/ 2- Nadolny C/ 3- Ramsey J/ 22- Holyfield T/	1	09:17	1	09:17	00:00	0-0	0	0	0	0	0	0.0000
1- Shannon, Jr. T/ 2- Nadolny C/ 3- Ramsey J/ 22- Holyfield T/ 21- Benson A/	1	09:17	1	08:19	00:58	0-3	-3	0	0	1	0	0.0000
1- Shannon, Jr. T/ 2- Nadolny C/ 22- Holyfield T/ 21- Benson A/ 25- Moretti D/	1	08:19	1	08:19	00:00	0-1	-1	0	0	0	0	0.0000
0- Edwards K/ 1- Shannon, Jr. T/ 2- Nadolny C/ 22- Holyfield T/ 25- Moretti D/	1	08:19	1	06:10	02:09	6-3	3	1	0	1	0	1.5464
0- Edwards K/ 3- Ramsey J/ 22- Holyfield T/ 25- Moretti D/ 44- Clarke C/	1	06:10	1	04:47	01:23	4-2	2	2	0	0	1	1.3889
0- Edwards K/ 1- Shannon, Jr. T/ 3- Ramsey J/ 25- Moretti D/ 44- Clarke C/	1	04:47	1	02:57	01:50	5-2	3	2	0	0	2	1.6667
0- Edwards K/ 1- Shannon, Jr. T/ 3- Ramsey J/ 22- Holyfield T/ 25- Moretti D/	1	02:57	1	02:20	00:37	1-0	1	0	2	1	0	0.4098
0- Edwards K/ 1- Shannon, Jr. T/ 3- Ramsey J/ 22- Holyfield T/ 21- Benson A/	1	02:20	1	02:20	00:00	1-0	1	0	0	0	0	2.2727
0- Edwards K/ 1- Shannon, Jr. T/ 2- Nadolny C/ 22- Holyfield T/ 21- Benson A/	1	02:20	1	01:02	01:18	3-2	1	1	0	1	0	1.0870
0- Edwards K/ 2- Nadolny C/ 22- Holyfield T/ 21- Benson A/ 54- Tchewa R/	1	01:02	1	00:48	00:13	0-1	-1	0	0	0	0	0.0000
0- Edwards K/ 1- Shannon, Jr. T/ 3- Ramsey J/ 22- Holyfield T/ 25- Moretti D/	1	00:48	1	00:42	00:06	0-1	-1	0	0	1	0	0.0000
1- Shannon, Jr. T/ 2- Nadolny C/ 22- Holyfield T/ 21- Benson A/ 54- Tchewa R/	1	00:42	1	00:31	00:11	0-3	-3	0	0	0	0	0.0000
1- Shannon, Jr. T/ 3- Ramsey J/ 22- Holyfield T/ 25- Moretti D/ 54- Tchewa R/	1	00:31	1	00:31	00:00	0-1	-1	0	0	0	0	0.0000
0- Edwards K/ 1- Shannon, Jr. T/ 3- Ramsey J/ 22- Holyfield T/ 25- Moretti D/	1	00:31	2	18:32	02:00	3-4	-1	1	0	0	0	1.0417
0- Edwards K/ 3- Ramsey J/ 22- Holyfield T/ 25- Moretti D/ 44- Clarke C/	2	18:32	2	18:32	00:00	0-2	-2	0	0	0	0	0.0000
1- Shannon, Jr. T/ 3- Ramsey J/ 22- Holyfield T/ 25- Moretti D/ 44- Clarke C/	2	18:32	2	17:33	00:59	5-2	3	0	0	0	0	1.7361
2- Nadolny C/ 3- Ramsey J/ 22- Holyfield T/ 25- Moretti D/ 44- Clarke C/	2	17:33	2	17:19	00:14	0-0	0	0	0	0	0	0.0000
0- Edwards K/ 3- Ramsey J/ 22- Holyfield T/ 25- Moretti D/ 44- Clarke C/	2	17:19	2	16:39	00:40	2-0	2	0	0	1	1	1.0000
2- Nadolny C/ 3- Ramsey J/ 22- Holyfield T/ 25- Moretti D/ 44- Clarke C/	2	16:39	2	16:28	00:11	0-2	-2	0	0	0	0	0.0000
0- Edwards K/ 3- Ramsey J/ 22- Holyfield T/ 25- Moretti D/ 44- Clarke C/	2	16:28	2	15:37	00:51	5-0	5	2	0	1	0	1.7361
2- Nadolny C/ 3- Ramsey J/ 22- Holyfield T/ 25- Moretti D/ 44- Clarke C/	2	15:37	2	13:10	02:27	6-3	3	2	0	0	1	1.7442



Officials: Doug Simons, Jeffrey Anderson, Marques Pettigrew

Texas Tech

Lineup	Quarter On	Time On	Quarter Off	Time Off	Time on Court	Score	Score Diff	Reb	Stl	Tov	Ass	PPP
1- Shannon, Jr. T/ 3- Ramsey J/ 22- Holyfield T/ 25- Moretti D/ 44- Clarke C/	2	13:10	2	09:31	03:39	8-10	-2	1	1	2	3	1.3333
0- Edwards K/ 1- Shannon, Jr. T/ 3- Ramsey J/ 22- Holyfield T/ 44- Clarke C/	2	09:31	2	08:42	00:49	3-3	0	0	0	1	1	1.5000
2- Nadolny C/ 3- Ramsey J/ 22- Holyfield T/ 21- Benson A/ 44- Clarke C/	2	08:42	2	08:36	00:06	0-2	-2	0	0	0	0	0.0000
0- Edwards K/ 3- Ramsey J/ 22- Holyfield T/ 21- Benson A/ 44- Clarke C/	2	08:36	2	08:36	00:00	0-1	-1	0	0	0	0	0.0000
0- Edwards K/ 1- Shannon, Jr. T/ 3- Ramsey J/ 22- Holyfield T/ 44- Clarke C/	2	08:36	2	07:54	00:42	0-2	-2	0	0	1	0	0.0000
1- Shannon, Jr. T/ 3- Ramsey J/ 22- Holyfield T/ 25- Moretti D/ 44- Clarke C/	2	07:54	2	06:04	01:50	5-2	3	2	0	1	1	1.2887
0- Edwards K/ 1- Shannon, Jr. T/ 3- Ramsey J/ 22- Holyfield T/ 25- Moretti D/	2	06:04	2	06:01	00:02	0-0	0	1	0	0	0	0.0000
0- Edwards K/ 1- Shannon, Jr. T/ 22- Holyfield T/ 21- Benson A/ 25- Moretti D/	2	06:01	2	06:01	00:00	0-0	0	0	0	0	0	0.0000
0- Edwards K/ 1- Shannon, Jr. T/ 3- Ramsey J/ 22- Holyfield T/ 21- Benson A/	2	06:01	2	05:36	00:26	0-0	0	0	0	0	0	0.0000
0- Edwards K/ 1- Shannon, Jr. T/ 3- Ramsey J/ 22- Holyfield T/ 25- Moretti D/	2	05:36	2	04:25	01:11	4-1	3	3	0	0	0	2.1277
0- Edwards K/ 1- Shannon, Jr. T/ 3- Ramsey J/ 21- Benson A/ 44- Clarke C/	2	04:25	2	04:22	00:03	0-1	-1	0	0	0	0	0.0000
0- Edwards K/ 1- Shannon, Jr. T/ 3- Ramsey J/ 25- Moretti D/ 44- Clarke C/	2	04:22	2	03:46	00:36	2-3	-1	0	0	1	0	1.0000
0- Edwards K/ 1- Shannon, Jr. T/ 3- Ramsey J/ 22- Holyfield T/ 25- Moretti D/	2	03:46	2	03:29	00:17	0-2	-2	0	0	0	0	0.0000
0- Edwards K/ 1- Shannon, Jr. T/ 3- Ramsey J/ 25- Moretti D/ 44- Clarke C/	2	03:29	2	03:07	00:22	0-0	0	0	0	1	0	0.0000
1- Shannon, Jr. T/ 3- Ramsey J/ 22- Holyfield T/ 25- Moretti D/ 44- Clarke C/	2	03:07	2	00:29	02:38	5-4	1	3	0	0	1	1.0504
1- Shannon, Jr. T/ 3- Ramsey J/ 22- Holyfield T/ 21- Benson A/ 44- Clarke C/	2	00:29	2	00:00	00:29	0-1	-1	0	0	0	0	0.0000



West Virginia

Lineup	Time	Score	Score Diff	Pts/Min	Reb	Stl	Tov	Ass	PPP
1- Culver D/ 5- McCabe J/ 10- Haley J/ 11- Matthews Jr. E/ 34- Tshiebwe O/	05:18	10-14	-4	1.8868	3	1	1	0	1.0504
1- Culver D/ 3- Osabuohien G/ 4- McBride M/ 12- Sherman T/ 14- Harler C/	03:27	7-8	-1	2.0290	0	0	1	0	1.3462
3- Osabuohien G/ 4- McBride M/ 10- Haley J/ 14- Harler C/ 34- Tshiebwe O/	03:15	6-10	-4	1.8462	3	1	1	0	1.0638
1- Culver D/ 3- Osabuohien G/ 4- McBride M/ 10- Haley J/ 12- Sherman T/	02:58	9-4	5	3.0337	1	0	0	0	1.3804
3- Osabuohien G/ 4- McBride M/ 12- Sherman T/ 14- Harler C/ 31- Routt L/	02:42	6-5	1	2.2222	2	2	1	1	1.3514
4- McBride M/ 11- Matthews Jr. E/ 14- Harler C/ 22- McNeil S/ 31- Routt L/	02:32	4-5	-1	1.5789	3	1	0	2	1.0000
3- Osabuohien G/ 4- McBride M/ 12- Sherman T/ 14- Harler C/ 34- Tshiebwe O/	02:09	4-4	0	1.8605	0	0	0	0	2.1277
3- Osabuohien G/ 4- McBride M/ 11- Matthews Jr. E/ 12- Sherman T/ 34- Tshiebwe O/	02:09	2-5	-3	0.9302	1	0	0	0	0.6667
3- Osabuohien G/ 5- McCabe J/ 12- Sherman T/ 14- Harler C/ 34- Tshiebwe O/	01:42	5-2	3	2.9412	0	0	0	1	1.6667
3- Osabuohien G/ 5- McCabe J/ 11- Matthews Jr. E/ 12- Sherman T/ 34- Tshiebwe O/	01:42	2-7	-5	1.1765	0	1	1	0	0.6944
1- Culver D/ 5- McCabe J/ 12- Sherman T/ 14- Harler C/ 34- Tshiebwe O/	01:38	2-3	-1	1.2245	2	0	0	1	0.6667
1- Culver D/ 3- Osabuohien G/ 4- McBride M/ 10- Haley J/ 14- Harler C/	01:07	2-2	0	1.7910	0	0	1	0	1.0638
3- Osabuohien G/ 4- McBride M/ 10- Haley J/ 11- Matthews Jr. E/ 22- McNeil S/	01:06	2-1	1	1.8182	3	0	2	0	0.6667
3- Osabuohien G/ 5- McCabe J/ 11- Matthews Jr. E/ 12- Sherman T/ 14- Harler C/	01:04	2-2	0	1.8750	0	1	0	0	1.0000
1- Culver D/ 3- Osabuohien G/ 5- McCabe J/ 12- Sherman T/ 14- Harler C/	01:00	2-1	1	2.0000	2	0	0	0	0.8197
1- Culver D/ 4- McBride M/ 12- Sherman T/ 14- Harler C/ 34- Tshiebwe O/	00:55	2-0	2	2.1818	0	2	1	0	0.6667
3- Osabuohien G/ 4- McBride M/ 14- Harler C/ 22- McNeil S/ 34- Tshiebwe O/	00:55	6-3	3	6.5455	0	0	0	0	2.0833
3- Osabuohien G/ 4- McBride M/ 5- McCabe J/ 11- Matthews Jr. E/ 12- Sherman T/	00:51	7-2	5	8.2353	1	0	0	0	2.4306
3- Osabuohien G/ 4- McBride M/ 10- Haley J/ 11- Matthews Jr. E/ 14- Harler C/	00:50	0-3	-3	0.0000	0	0	1	0	0.0000
3- Osabuohien G/ 4- McBride M/ 10- Haley J/ 14- Harler C/ 31- Routt L/	00:48	0-2	-2	0.0000	0	0	0	0	0.0000
1- Culver D/ 5- McCabe J/ 10- Haley J/ 14- Harler C/ 34- Tshiebwe O/	00:45	0-3	-3	0.0000	0	0	0	0	0.0000
3- Osabuohien G/ 4- McBride M/ 11- Matthews Jr. E/ 14- Harler C/ 34- Tshiebwe O/	00:25	0-2	-2	0.0000	2	0	1	0	0.0000
3- Osabuohien G/ 5- McCabe J/ 10- Haley J/ 11- Matthews Jr. E/ 22- McNeil S/	00:14	0-1	-1	0.0000	0	0	0	0	0.0000
1- Culver D/ 5- McCabe J/ 11- Matthews Jr. E/ 12- Sherman T/ 34- Tshiebwe O/	00:14	0-0	0	0.0000	0	0	0	0	0.0000
3- Osabuohien G/ 4- McBride M/ 5- McCabe J/ 12- Sherman T/ 31- Routt L/	00:11	1-0	1	5.4545	0	0	0	0	2.2727
3- Osabuohien G/ 4- McBride M/ 11- Matthews Jr. E/ 14- Harler C/ 31- Routt L/	00:03	0-0	0	0.0000	0	0	0	0	0.0000
4- McBride M/ 11- Matthews Jr. E/ 14- Harler C/ 22- McNeil S/ 34- Tshiebwe O/	00:00	0-0	0	NaN	0	0	0	0	0.0000
1- Culver D/ 3- Osabuohien G/ 10- Haley J/ 12- Sherman T/ 14- Harler C/	00:00	0-0	0	NaN	0	0	0	0	0.0000



Officials: Doug Simmons, Jeffrey Anderson, Marques Pettigrew

Texas Tech

Lineup	Time	Score	Score Diff	Pts/Min	Reb	Stl	Tov	Ass	PPP
1- Shannon, Jr. T/ 3- Ramsey J/ 22- Holyfield T/ 25- Moretti D/ 44- Clarke C/	09:23	23-18	5	2.4512	6	1	3	5	1.3128
0- Edwards K/ 1- Shannon, Jr. T/ 3- Ramsey J/ 22- Holyfield T/ 25- Moretti D/	07:50	19-13	6	2.4255	7	4	4	3	1.2338
0- Edwards K/ 3- Ramsey J/ 22- Holyfield T/ 25- Moretti D/ 44- Clarke C/	04:42	16-6	10	3.4043	7	0	5	4	1.2539
2- Nadolny C/ 3- Ramsey J/ 22- Holyfield T/ 25- Moretti D/ 44- Clarke C/	02:52	6-5	1	2.0930	2	0	0	1	1.7442
0- Edwards K/ 1- Shannon, Jr. T/ 3- Ramsey J/ 25- Moretti D/ 44- Clarke C/	02:48	7-5	2	2.5000	2	0	2	2	1.1667
0- Edwards K/ 1- Shannon, Jr. T/ 2- Nadolny C/ 22- Holyfield T/ 25- Moretti D/	02:09	6-3	3	2.7907	1	0	1	0	1.5464
1- Shannon, Jr. T/ 3- Ramsey J/ 25- Moretti D/ 44- Clarke C/ 54- Tchewa R/	01:38	3-2	1	1.8367	3	0	0	1	1.0000
0- Edwards K/ 1- Shannon, Jr. T/ 3- Ramsey J/ 22- Holyfield T/ 44- Clarke C/	01:31	3-5	-2	1.9780	0	0	2	1	1.0000
0- Edwards K/ 1- Shannon, Jr. T/ 2- Nadolny C/ 22- Holyfield T/ 21- Benson A/	01:18	3-2	1	2.3077	1	0	1	0	1.0870
3- Ramsey J/ 22- Holyfield T/ 21- Benson A/ 25- Moretti D/ 44- Clarke C/	01:04	0-5	-5	0.0000	1	0	2	0	0.0000
0- Edwards K/ 1- Shannon, Jr. T/ 21- Benson A/ 25- Moretti D/ 54- Tchewa R/	01:00	0-2	-2	0.0000	1	0	1	0	0.0000
1- Shannon, Jr. T/ 2- Nadolny C/ 3- Ramsey J/ 22- Holyfield T/ 21- Benson A/	00:58	0-3	-3	0.0000	0	0	1	0	0.0000
0- Edwards K/ 1- Shannon, Jr. T/ 3- Ramsey J/ 25- Moretti D/ 54- Tchewa R/	00:36	2-0	2	3.3333	1	0	0	0	2.2727
1- Shannon, Jr. T/ 3- Ramsey J/ 22- Holyfield T/ 21- Benson A/ 25- Moretti D/	00:30	0-1	-1	0.0000	0	0	0	0	0.0000
1- Shannon, Jr. T/ 3- Ramsey J/ 22- Holyfield T/ 21- Benson A/ 44- Clarke C/	00:29	0-1	-1	0.0000	0	0	0	0	0.0000
0- Edwards K/ 1- Shannon, Jr. T/ 3- Ramsey J/ 22- Holyfield T/ 21- Benson A/	00:26	1-0	1	2.3077	0	0	0	0	2.2727
3- Ramsey J/ 22- Holyfield T/ 21- Benson A/ 25- Moretti D/ 54- Tchewa R/	00:13	0-0	0	0.0000	0	0	0	0	0.0000
0- Edwards K/ 2- Nadolny C/ 22- Holyfield T/ 21- Benson A/ 54- Tchewa R/	00:13	0-1	-1	0.0000	0	0	0	0	0.0000
1- Shannon, Jr. T/ 2- Nadolny C/ 22- Holyfield T/ 21- Benson A/ 54- Tchewa R/	00:11	0-3	-3	0.0000	0	0	0	0	0.0000
2- Nadolny C/ 3- Ramsey J/ 22- Holyfield T/ 21- Benson A/ 44- Clarke C/	00:06	0-2	-2	0.0000	0	0	0	0	0.0000
0- Edwards K/ 1- Shannon, Jr. T/ 3- Ramsey J/ 21- Benson A/ 44- Clarke C/	00:03	0-1	-1	0.0000	0	0	0	0	0.0000
0- Edwards K/ 1- Shannon, Jr. T/ 2- Nadolny C/ 3- Ramsey J/ 22- Holyfield T/	00:00	0-0	0	NaN	0	0	0	0	0.0000
1- Shannon, Jr. T/ 2- Nadolny C/ 22- Holyfield T/ 21- Benson A/ 25- Moretti D/	00:00	0-1	-1	NaN	0	0	0	0	0.0000
1- Shannon, Jr. T/ 3- Ramsey J/ 22- Holyfield T/ 25- Moretti D/ 54- Tchewa R/	00:00	0-1	-1	NaN	0	0	0	0	0.0000
0- Edwards K/ 3- Ramsey J/ 22- Holyfield T/ 21- Benson A/ 44- Clarke C/	00:00	0-1	-1	NaN	0	0	0	0	0.0000
0- Edwards K/ 1- Shannon, Jr. T/ 22- Holyfield T/ 21- Benson A/ 25- Moretti D/	00:00	0-0	0	NaN	0	0	0	0	0.0000